

2024 PRODUCT PREVIEW

# GO ALL OUT

2024 PRODUCT PREVIEW





**YOUR INVITATION  
TO ALL OUT FUN** 

# AXIS PERFORMANCE

The Axis dash redefines value. Powered by our ultra-intuitive operating system, the Axis touch screen has a simplistic layout that is easy to navigate with all your watersports controls in one intuitive menu on the 7-inch touch screen.



## 1.) Touch Screen

Displaying everything you need from setting up your wakesurf or wakeboard set to the checking the boat's vitals.

## 2.) Wireless Charging

Wirelessly charge your phone to keep it ready for capturing the action.

## 3.) Wet Sounds® Stereo

A secondary screen dedicated to perfectly setting the mood.

## 4.) Racing-Inspired Steering Wheel


Straight forward functionality meets style with embossed Axis detail.

## 5.) Surf Gate®

Our patented, ocean-style wave makes the perfect ride on either side of the boat with the push of a button.

## 6.) Power Wedge® III

The available Power Wedge III is for faster plane times and even more control of the wave's length and height.



# MALIBU MONSOON ENGINES

The Most Advanced Marine Engines Available. The most powerful, cleanest and quietest engines are also the most reliable and fuel-efficient.

## MALIBU MONSOON LT4™

6.2L DIRECT INJECTED  
TORQUE - 606 FT-LBS @ 3800 rpm  
POWER - 607 HP @ 5600 rpm




## MALIBU MONSOON M5Di

5.3L DIRECT INJECTED  
TORQUE - 400 FT-LBS @ 3800 rpm  
POWER - 360 HP @ 5600 rpm




## MALIBU MONSOON M6Di

6.2L DIRECT INJECTED  
TORQUE - 460 FT-LBS @ 3800 rpm  
POWER - 430 HP @ 5600 rpm



# COLORS & OPTIONS



## METALLIC & SOLID GELS

- |                               |                               |                                     |                       |                   |
|-------------------------------|-------------------------------|-------------------------------------|-----------------------|-------------------|
| 1. Machine Silver Metallic    | 8. Dark Blue Metallic         | 15. NEW Ebony Indy Metallic         | 22. Graphite          | 29. Dark Blue     |
| 2. Gunmetal Graphite Metallic | 9. Vapor Blue Metallic        | 16. NEW Ebony Vivid Orange Metallic | 23. Ebony             | 30. Vapor Blue    |
| 3. Indy Red Metallic          | 10. NEW Maya Blue Metallic    | 17. Ebony Gold Metallic             | 24. Indy Red          | 31. NEW Maya Blue |
| 4. Vivid Orange Metallic      | 11. Nassau Blue Metallic      | 18. Ebony Vapor Metallic            | 25. Vivid Orange      | 32. Nassau Blue   |
| 5. NEW Capri Green Metallic   | 12. NEW Sienna Coral Metallic | 19. Ebony Metallic                  | 26. Volt Yellow       |                   |
| 6. NEW Sapphire Teal Metallic | 13. Tuscan Gold Metallic      | 20. Arctic White                    | 27. NEW Sapphire Teal |                   |
| 7. Zephyr Blue Metallic       | 14. NEW Ruby Red Metallic     | 21. Light Graphite                  | 28. Zephyr Blue       |                   |



## INTERIOR OPTIONS

- |                   |                |                  |                      |
|-------------------|----------------|------------------|----------------------|
| 1. Arctic White   | 3. Graphite    | 5. Ebony         | 9. Zephyr Blue       |
| 2. Light Graphite | 4. Sepia Brown | 6. Indy Red      | 10. Dark Blue        |
|                   |                | 7. Nassau Blue   | 11. Vapor Blue       |
|                   |                | 8. NEW Maya Blue | 12. NEW Vivid Orange |

## FLOORING OPTIONS

- |                   |                |
|-------------------|----------------|
| 1. Light Graphite | 3. Sepia Brown |
| 2. Graphite       | 4. Ebony       |

# T220

The T220 takes everything Axis has learned and brings it to this super-advanced traditional bow 22-footer. With plenty of space and storage for 15 people along with bold styling, clean lines and new color options, the T220 is sure to be an instant classic.

**LENGTH:** 21' 11" / 6.68m  
**BEAM:** 102" / 2.59m  
**DRAFT:** 27" / 0.69m  
**CAPACITY:** 15 people  
**FUEL:** 58 gal / 219L  
**WEIGHT:** 4,850 lbs. / 2,200kg  
**HULL TYPE:** Wake Plus  
**TORQUE:** 400-460ft-lbs.  
**MAX BALLAST:** 4,205 lbs. / 1,907kgs.\*



# T235

The T235 takes performance to a whole new level. Designed and engineered specifically for wakeboarding and wakesurfing, it's just enough boat to make world-class wakes and waves while still being easy to maneuver and tow.

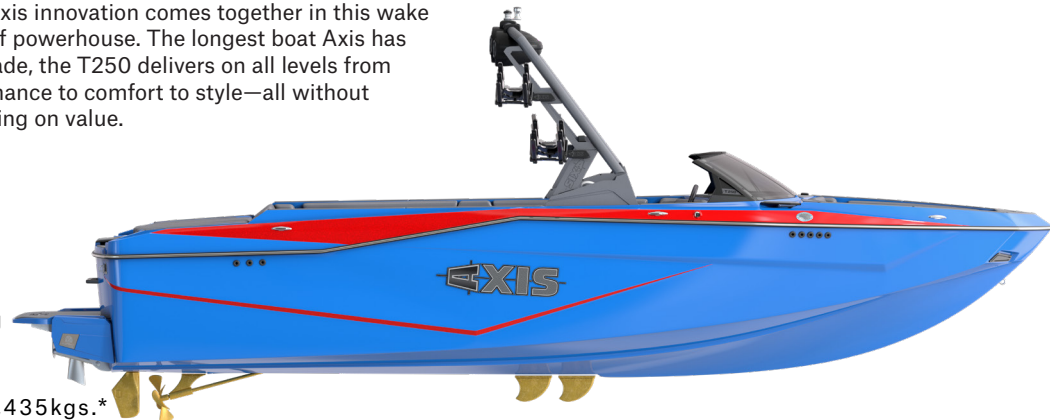
**LENGTH:** 23' 5" / 7.14m  
**BEAM:** 102" / 2.59m  
**DRAFT:** 32" / 0.81m  
**CAPACITY:** 16 people  
**FUEL:** 66 gal / 249L  
**WEIGHT:** 5,400 lbs. / 2,449kg  
**HULL TYPE:** Wake Plus  
**TORQUE:** 400-606ft-lbs.  
**MAX BALLAST:** 4,780 lbs. / 2,168kgs.\*



# T250

Every Axis innovation comes together in this wake and surf powerhouse. The longest boat Axis has ever made, the T250 delivers on all levels from performance to comfort to style—all without sacrificing on value.

**LENGTH:** 25' / 7.62m  
**BEAM:** 102" / 2.59m  
**DRAFT:** 32" / 0.81m  
**CAPACITY:** 18 people  
**FUEL:** 94 gal / 355L  
**WEIGHT:** 5,500 lbs. / 2,449kg  
**HULL TYPE:** Wake Plus  
**TORQUE:** 400-606ft-lbs.  
**MAX BALLAST:** 5,370 lbs. / 2,435kgs.\*



# A20

The A20 does it all from wakeboarding to surfing with wake innovations that make the transition happen at the touch of a few buttons. Still big enough to make a great wake or wave but small enough to fit in standard garages, you won't believe what the A20 can do.

**LENGTH:** 20' / 6.10m  
**BEAM:** 98" / 2.49m  
**DRAFT:** 27" / 0.69m  
**CAPACITY:** 11 people  
**FUEL:** 42 gal / 159L  
**WEIGHT:** 3,500 lbs. / 1,588kg  
**HULL TYPE:** Wake Plus  
**TORQUE:** 400-460ft-lbs.  
**MAX BALLAST:** 3,810 lbs. / 1,728kgs.\*



# A225

Inspired by the best-selling Axis of all time, the A225 brings the signature blend of value, performance, and technology into a stylish new package. Big enough to make a pro-level wake or wave, the all-new A225 takes midsize wake boats to a whole new level.

**LENGTH:** 22' 5" / 6.8m  
**BEAM:** 102" / 2.59m  
**DRAFT:** 27" / 0.69m  
**CAPACITY:** 15 people  
**FUEL:** 56 gal / 212L  
**WEIGHT:** 4,900 lbs. / 2,223kg  
**HULL TYPE:** Wake Plus  
**TORQUE:** 400-460ft-lbs.  
**MAX BALLAST:** 4,175 lbs. / 1,894kgs.\*



## ALL-NEW

# A245

Great for crews that like to spread out in the boat while watching their friends on world-class wakes and waves, the A24's pickle-fork bow provides plenty of forward seating, and the A24's dash takes care of all the hard work so you don't have to.

**LENGTH:** 24' 5" / 7.44m  
**BEAM:** 102" / 2.59m  
**DRAFT:** 32" / 0.81m  
**CAPACITY:** 18 people  
**FUEL:** 94 gal / 356L  
**WEIGHT:** 5,500 lbs. / 2,495kg  
**HULL TYPE:** Wake Plus  
**TORQUE:** 400-606ft-lbs.  
**MAX BALLAST:** 5,320 lbs. / 2,413kgs.\*



\*MAX BALLAST includes three hard tanks, Power Wedge III and approved Plug 'n Play bags (see dealer).



**5**

**YEAR FULL  
FACTORY  
WARRANTY**

The Industry's Best  
Marine Warranty



 **WAKE  
RESPONSIBLY**