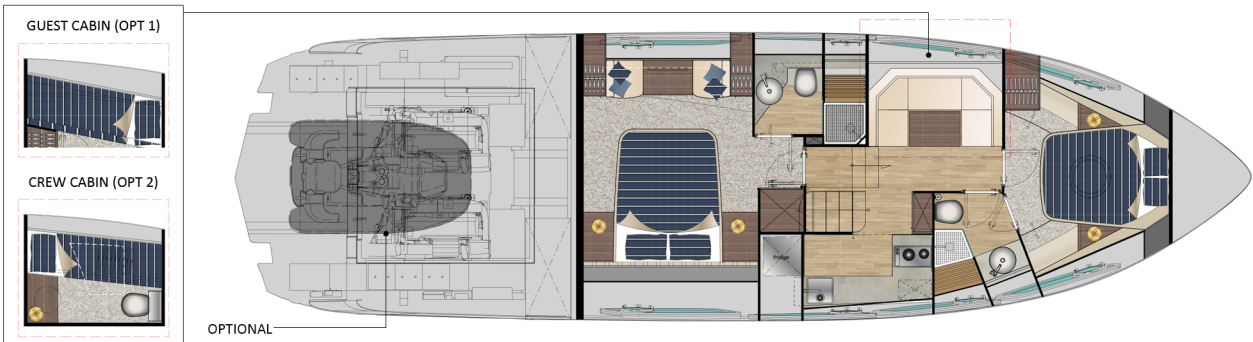
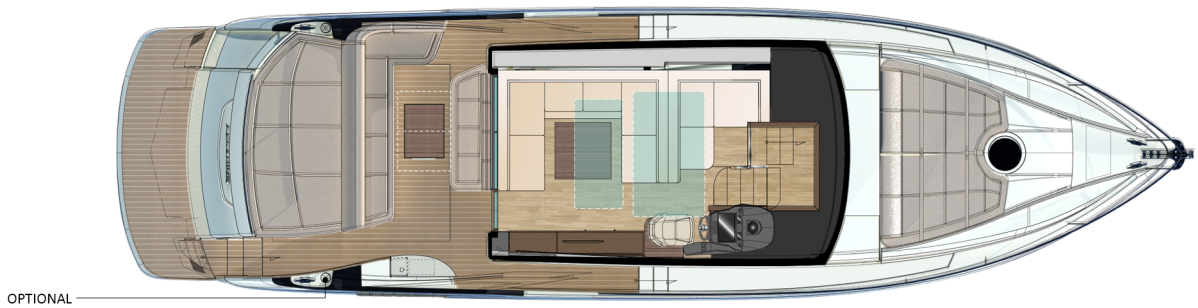



PERSHING

AMAS

5X

PERSHING 5X IPS



HULL, PROPULSION AND TECHNICAL PROJECT: FERRETTIGROUP ENGINEERING DEPARTMENT
YACHT DESIGNER: FULVIO DE SIMONI

EN TECHNICAL CHARACTERISTICS

ENGINES

2 x VOLVO D11-IPS950 Power 725 mhp / 533 kW at 2500 rpm

HULL TYPE

18,5° deadrise hull with spray rails

LOA = Overall Length standard ISO 8666	54 ft. 2 in.
LH = Hull length standard ISO 8666	50 ft. 5 in.
LWL = Waterline length (boat fully laden)	42 ft. 5 in.
Maximum beam	14 ft. 4 in.
Overall height from keel to top roof	19 ft. 4 in.
Ht = Minimum transport height from keel	15 ft. 11 in.
Displacement unladen	46077 lbs.
Displacement laden	55124 lbs.
Depth under propellers (boat fully laden)	4 ft. 5 in.
P1 = transom	3 ft. 9 in.
Fuel tank capacity	581 US Gals.
Water tanks capacity	110 US Gals.
Maximum number of people on board	12
Light displacement maximum speed = 1/3 laden	[VOL 725] 36 knots ⁽²⁾
Nr. Cabins	2
Nr. Bathrooms	2
Safety equipment	6 ⁽³⁾
Design category	A (2013/53/EU)
Certification documents	B + F + Aa (sound emission)
.....	RINA S.p.a.

STANDARD ISO 8666 

HULL/DECK CONSTRUCTION MATERIAL

Hull: construction in female mould with vacuum infusion and sandwich lamination with balsa core sandwich; vinylester resin.

Stratification of longitudinal stiffeners with polyurethane foam; stratification of transversal stringers with PVC core at bow, with polyurethane foam at stern.

Deck: construction in female mould with sandwich lamination with closed-cell PVC core; reinforcement materials: E-glass. Lamination with vacuum infusion with vinylester resin.

STANDARD FURNITURE WOOD: Alpi Striped Grey Oak preformed wood

PAINTING

Keel painting: upon request*.

External painting: white gelcoat. The topside parts, which have a different colour of the gelcoat in Pershing graphics, are treated with black polyurethane bicomponent painting.

*Antifouling paint (OPT) can be applied upon request in order to guarantee more efficient antifouling properties.

⁽¹⁾ This technical specification is valid and refers to boats ordered as of 1 September 2020.

⁽²⁾ Performances are approximative and they refer to the standard equipment of the boat, at 1/3 of load corresponding to ton 22,04 (48596 lb), performances estimated at the following conditions: calm sea, absence of wind, 25°C air temperature, clean hull and special propellers set for those conditions and 4 people on board. Overloading the yacht by 0,5 ton / 1102 lb top speed decreases of 1 knot.

⁽³⁾ Pershing shipyard does not supply complete safety equipment as Pershing yachts are delivered to all countries. Owners must therefore complete the safety equipment with the devices required in their own specific country. Pershing can, however, supply safety equipment upon request.

STANDARD EQUIPMENT

◆ ANTENNAS AREA

- Dome (1)
- GPS antenna
- Horn
- Navigation lights for Italian Flag
- Signal mast in stainless steel
- TV antenna
- VHF antenna (2)

◆ MAIN DECK

COCKPIT/OUTSIDE AFT DINETTE

- Ceiling lights with LED stripes
- Fresh water tap
- GRP furniture stbd side with sink and blender
 - 50A - 120/240V shore socket and loose cable
 - Battery cut off switch
 - Emergency engine shut down remote control
 - Fire extinguishing system and alarm activation remote control
- GRP sofa with seat and backrest in white vinyl
- Removable carbon fibre table
- Waterproof speakers with independent volume control (2) and salon connection

AFT SUNBATHING AREA

- Access to garage with GRP hatch and closure
- GRP sun pad with locker
 - External shower with mixer
 - Hand pump bilge (2)
 - Sofa with seats and backrest upholstered in vinyl
 - Storage

ACCESS TO ENGINE ROOM

- Access to engine room through stainless steel retractable ladder
- GRP hatch and closure

AFT MOORING STATION

- Fairlead in stainless steel with integrated ropes protection (2)
- Stainless steel mooring cleat (2)

AFT GARAGE

- GRP hatch with hydraulic system
- Led lights in garage (2)

ACCESS TO THE BATHING PLATFORM

- Aft steps in teak on starboardside
- LED lighting
- Stainless steel gate for cockpit entry
- Swim ladder, manual, hideaway with alarm

- Swimming platform not liftable with teak flooring
- Telescopic hydraulic hideaway gangway with 2 remote controls

SIDE WALKWAYS

- Black water pump out cap
- Fresh water filling cap
- Gray water pump out cap
- Lights on sidewalks
- Side Pershing Logo in silicon (2)
- Side storage (2)
- Stainless steel railing Ø 35 mm with stanchions Ø 30 mm and hooking points

BOW MOORING STATION

- Access to bow locker with hatch and closure
- Bow anchor fitting
- Galvanized anchor with joint (1 x 21kg) and security lock
- Galvanized chain 75 mt 8 mm
- Stainless steel mooring cleat bow (2)
- Windlass 1700 W with waterproof control pad

BOW SUNPAD AREA

- Seats and backrest upholstered in vinyl

SALOON

- Aft tilting and awning door glass and aluminum
- Audio video system:
 - Hi-Fi surround 2+1 system (60Hz) w/blue ray DVD disc player
 - TV LED 32" on furniture
- Ceiling upholstered in vinyl fabric
- Cockpit door manual plissé curtains (2)
- Digitally controlled A/C system
- Dining set for 6 people
- Foldable dining table manually adjustable
- Lateral manual roll curtains in fabric
- LED ceiling lights
- Light switches soft touch panel
- Side windows in monolithic/stratified tempered glass
- Sofa with SS holder forward stbd side
- Structural GRP floor covered in wood
- Tissue upholstered sofa
- Walls in Painted GRP
- Wood essence furniture with opening doors, shelves and dishes drawer

HELM STATION

- 2 wipers for windscreen
- Ceiling LED lights

- Chartplotter with LCD colour display with GPS
- Electronic levers for engine controls
- Glass sliding roof with electric movement
- GPR Instrument dashboard with nextel finishing
- Helmsman seat in vynil
- Layer glass windshield thermo tempered
- Magnetic compass
- Panel with measuring instruments 24V
- Steering wheel with PERSHING logo
- VHF radio

◆ LOWER DECK

ACCESS TO THE LOWER DECK

- Courtesy LED lights
- Stainless steel handrail
- Stairway with natural wood steps

COMPANIONWAY FOR NIGHT AREA ACCESS

- Ceiling upholstered in vinyl fabric
- Lacquered and wallpaper walls
- LED ceiling lights
- Light switches soft touch panel
- Mirror
- Panel with measuring instruments 120/240V
- Storage
- Structural GRP floor covered with parquet

GALLEY

- Ceramic glass hob with 2 burners
- Corian work top in standard colour
- Extractor fan 60Hz
- Faucet
- LED ceiling lights
- Light switches with soft touch panel
- Lights under hanging lockers
- Opening porthole in stainless steel and tempered glass
- Refrigerator 130l multivoltage / multiphrequencies
- Rubbish bin
- Stainless steel washbasin
- Structural GRP floor covered by parquet
- Under top units lacquered with doors, internal shelves and drawers
- Walls covered in laminate
- White lacquered ceiling
- Wood essence furniture with openable door and shelves

MASTER CABIN

- Aft bulkhead covered with wallpaper and full height mirror
- Audio-video
 - LED TV 32"
 - Sintoamply 2+1 with blu ray
- Built in ceiling LED
- Ceiling panels covered with vinyl fabric
- Double bed
 - Bed frame upholstered in vinyl fabric
 - Mattress, bedspread, pillows
- Double single coach with table
- Fixed side windows in tempered glass and (2) opening porthole in stainless steel and tempered glass
- Light switches soft touch panel
- Preparation for decoder: cable 120V, F connector, TV sat antenna cables
- Structural GRP floor covered in carpet
- Venetian manual blinds
- Vinyl fabric bed headborder
- Wall unit TV support and mirrors (2)
- Wood essence door with lacquered frame
 - Chrome door stops for interiors
 - Door handle with thumb lock
- Wood essence furniture with openable door and shelves (2)
- Wood essence nightstand with lacquered door and light (2)
- Wood essence wardrobe with opening doors, internal light
 - Safe

MASTER BATHROOM

- Built in ceiling LED
- Clothes hook (4)
- Drainage for shower
- Fixed side windows in tempered glass and opening porthole in stainless steel and tempered glass
- Floor in parquet
- Lacquered ceiling
- Laminated walls
- Light switches soft touch panel
- Master shower
 - Shower box covered in laminate
 - Shower door
 - Shower floor and seat in corian
 - Shower mixer
 - Sideway up/down with portable shower jet
- Mirror
- Shelves (3)
- Toilet area
 - Electric WC
 - Toilet roll holder
 - WC brush holder
- Venetian manual blinds
- Washbasin unit in unsealed wood essence with opening doors

- Sink
- Top in Corian
- Washbasin faucet
- Wood essence door with lacquered frame
 - Handle with lock

VIP CABIN

- Blind for hatchway
- Built in LED ceiling lights
- Double bed
 - Bed frame upholstered in vinyl fabric
 - Mattress, bedspread, pillows
- Emergency exit to upper deck from circular hatchway
- Fixed side windows in tempered glass and opening porthole in stainless steel and tempered glass (2)
- Light switches soft touch panel
- Mirror at front bulkhead
- Nightstand (2)
- Open furniture with shelves (2)
- Panelled ceiling upholstered in vinyl fabric
- Preparation for decoder: cable 120V, F connector, TV sat antenna cables
- Reading light (2)
- Structural GRP floor covered with carpet
- Venetian manual blinds
- Vinyl coating side
- Walls covered in wallpaper
- Wood essence door with lacquered frame
 - Chrome door stops for interiors
 - Door handle with thumb lock
- Wood essence wardrobe with opening door, internal light

VIP BATHROOM

- Built in LED ceiling lights
- Clothes hook (2)
- Electric WC
- Light switches soft touch panel
- Opening porthole in stainless steel and tempered glass
- Parquet floor
- Toilet roll holder
- Towel rack
- Venetian manual blinds
- VIP guest shower
 - Mixer
 - Shower box covered in laminate
 - Shower door
 - Shower floor and seat in corian
 - Sideway up/down with portable shower jet
- Walls covered in laminated
- Washbasin unit in wood essence with doors
 - Washbasin faucet
 - Washbasin on top
- WC brush holder
- White lacquered ceiling

- Wood essence door with lacquered frame
 - Door handle with thumb lock

DINETTE

- Applique (2)
- LED lighting
- Light switch
- Parquet flooring
- Sofa and table
- Stainless steel and glass openable porthole
- Upholstered ceiling
- Venetian manual blinds
- Wall paper lining
- Wood essence door with lacquered frame
 - Door handle with thumb lock

◆ TECHNICAL AREA

ENGINE ROOM

- Air intakes
 - Separator filter
- Coupling joint between main engine and IPS 950 (2)
- Diesel engine VOLVO D11-IPS 950 725mhp
- E/pump A/C
- Electric extractor (2)
- Generator prefilter single type racor
- Genset 21.5kW 60Hz
- Hydraulic unit for gangway
- Interceptors management unit
- LED light (2)
- Light switch
- Protective cover added to coupling
- Sea water basket filter for engines, power generators, A/C pumps, services and fire extinguishing system (4)
- Thermal acoustic insulation

PROPULSION AND MANOUVERING EQUIPMENT

- IPS 950 propulsion system azimuth and counterrotating props

◆ SYSTEMS

FRESH WATER SYSTEM

- Boiler 30lt - electric
- Fresh water pump
- Fresh water tank (2 x 208l)
- Level sensor
- Preparation for watermaker

SEA WATER SYSTEM

- By-pass valve for emergency bilge discharge from engines (2)
- Dynamic seawater intake (3)
- Seawater outlet for chain wash and fire extinguishing in forward locker

GREY WATER SYSTEM

- E/pump tank discharge
- Grey water 3 way valve in galley
- Polyethylene tank (120 lt)
 - Level sensor

BLACK WATER SYSTEM

- Black water tank: deck connection for tank pumping out
- E/pump tank discharge
- Polyethylene tank (120lt)
 - Level sensor

FIRE EXTINGUISHING SYSTEM

- Emergency engine shut down remote control
- Engine, generator and extractor shutdown control unit with by-pass, controlled from the fire extinguishing system
- Fire extinguishing system and alarm activation remote control
- Manual /automatic extinguisher in engine room Fire Boy FM200
- Manual powder extinguishers 1 Kg (1 for each room)
- Smoke detector system

AIR CONDITIONING

- Air Conditioning American version (outlet in the bathrooms included, 55.000btu)

ELECTRICAL SYSTEM

- Battery starter for engines (6)
- Breaker box for American shore power
- Electronic batteries cut-off
- Emergency parallel connection between services batteries and engines starter
- Engines batteries charger
- Equipment power modification to 60Hz
- Galvanic isolator 50A
- Generator battery
- Genset battery charger
- Ground bonding system all along the hull joined to the anodes protection (zincs) on the transom
- Ground connection for sea water intake and railings
- Ground fault interrupters 120V 6mA in all heads, galley and engine room
- Main electric panel 120/240V in engine room
- Main electric panel 24 V in engine room
- Services battery (4)
- Services battery charger
- Shore power socket 50A - 120/240V
- Shore socket and loose cable

- Socket American type 120V, double in each box

FUEL SYSTEM

- Fuel decanter filter (2)
- Stainless steel tank (2x1100l)
 - Electronic fuel level remote indicator in dashboard
 - Visual fuel gauge

BILGE SYSTEM

- Automatic/manual immersion E/pump for bilge discharge in each watertight compartment with level sensor
- Emergency engine room bilge system discharge through engines intake suction
- Emergency manual bilge pump (2)

◆ EQUIPMENT

- Bag with logo (2)
- Black mooring line (4x15 mt)
- Cylindrical fenders (8)
- Diurnal navigation shapes mast
- Electrical manual for American version
- Fender covers (8)
- Floating luminous buoy
- Life jacket (6)
- Life raft compliant to American requirements (6 people)
- Life saver with floating line
- Model indication plate (XFA number)
- Owner's interactive digital manual on Ipad American version
- Pershing bath towel (4)
- Pershing towel set (4)
- Safety hooks
- Telescopic boat hook
- Warning labels
- Weather station: clock, barometer, thermometer

This document shall not constitute in any circumstances whatsoever any offer by the shipyard to any person or be incorporated into any contract. Any and all information contained in this document, including without limitation all technical data, performance, illustrations and drawings, are not contractual and refer to European standard models of motor yachts built by the shipyard and have been up-dated by the shipyard as of the date of issue of this document. The only valid technical reference or description is the specific parameters of each motor yachts cited only on purchase of the same. Therefore the only indications binding on the seller are contained solely in the sale agreement. This document is based on information available at the date of issue. Notwithstanding all efforts to insure accuracy, the information contained in this document may not cover all details, subsequent changes, not accurately foresee or report all possible scenarios. The shipyard reserves the right to modify its motor yachts and to substitute the manufacturers and/or the suppliers of any component and/or system and/or equipment due to product changes and/or improvements and/or availability of supply, changes in laws and/or regulations applicable, technology, know-how, provided that any substituted component and/or system and/or equipment of the motor yachts shall be of equivalent or superior quality to that shown in this Brochure. Displays, photos, schemes, designs or examples contained in this document are solely and exclusively reproduced to highlight the information contained. Due to the different characteristics of each yacht, the shipyard declines any and all liability for any use thereof on the basis of the information contained in this document.

This document and its contents may not be copied or reproduced and may not be modified or altered, in whole or in part.
The sale of this document and its contents is prohibited and no admitted.

Images may contain optional equipment or accessories, so do not necessarily comply with standard configuration.

