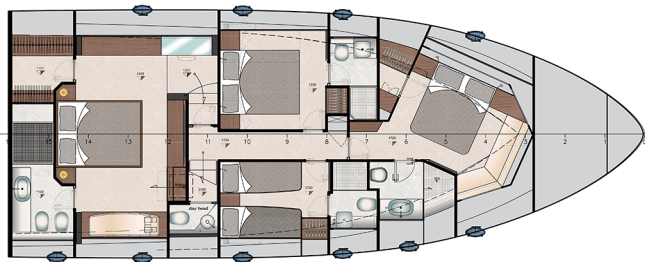
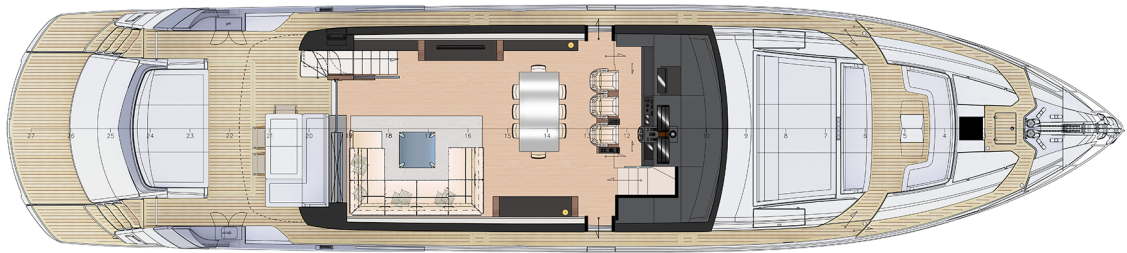
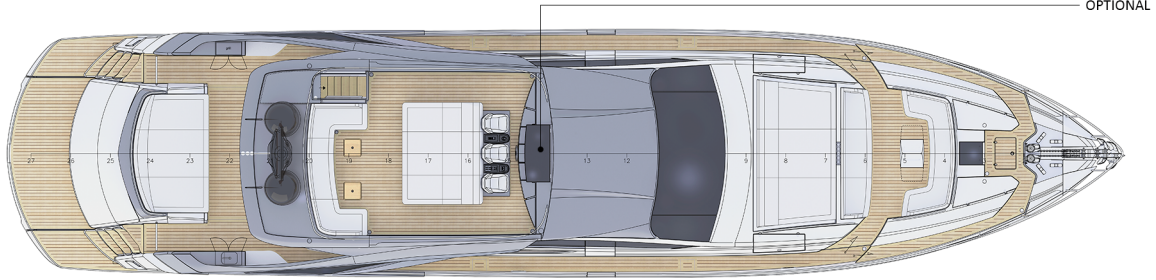


PERSHING

AMAS

SNXX

PERSHING 9X



HULL, PROPULSION AND TECHNICAL PROJECT: FERRETTIGROUP ENGINEERING DEPARTMENT
YACHT DESIGNER: FULVIO DE SIMONI

EN TECHNICAL CHARACTERISTICS


ENGINES

2 x MTU 16V 2000 M96L Power 2638 mhp / 1939 kW at 2450 rpm - TS 105

HULL TYPE

warped hull with spray rails and aft deadrise 12,5 °

LOA = Overall Length standard ISO 8666	92 ft. 2 in.
LH = Hull length standard ISO 8666	78 ft. 5 in.
LWL = Waterline length (boat fully laden)	69 ft. 0 in.
Maximum beam	20 ft. 5 in.
Overall height from keel to hard top	27 ft. 11 in.
Ht = Minimum transport height from keel	20 ft. 6 in.
Displacement unladen	154324 lbs.
Displacement laden	184306 lbs.
Depth under propellers (boat fully laden)	5 ft. 5 in. ^[4]
P1 = fore appendages	4 ft. 11 in.
P2 = aft appendages	8 ft. 10 in.
Fuel tank capacity	2378 US Gals.
Water tanks capacity	317 US Gals.
Maximum number of people on board	20
Light displacement maximum speed = 1/3 laden	[MTU 2638] 42 knots ^[2]
Nr. Cabins	4
Nr. Bathrooms	6
Nr. Crew Cabins	2
Nr. Crew Bathrooms	2
Safety equipment	16 ^[3]
Design category	A (2013/53/EU)
Certification documents	[sound emission] RINA S.p.A.

STANDARD ISO 8666 

HULL/DECK CONSTRUCTION MATERIAL

Hull: construction from female mould with sandwich bottom and sides closed cell PVC core; reinforcement fibers: E glass and carbon fiber. Vacuum infusion with vinylester resin. Stratification of longitudinal stiffeners with polyurethane foam; stratification of transversal stringers with PVC core at bow, with polyurethane foam at stern.

Deck and superstructure: construction from female mould with vacuum infusion lamination with vinylester resin in closed cell PVC core sandwich format; glass and carbon reinforcing fibres.

Main bulkheads and interior structural floors (excluding the engine room) in sandwich format vacuum infusion lamination, structural tanks for fuel, fresh water, grey and black water, are layered with vinylester resin, black water rotoformed removable tank.

Areas of the deck such as: the bow area (except the mooring area), bow dinette, side decks, walking areas of the cockpit, swim platform and aft steps, are covered with teak sealed with polymerized black rubber caulking. Other areas according to the position have an anti slip or polished gelcoat finish such as hull and superstructure.

PAINTING

The inside of the hull and the bilges are protected by polished finish gelcoat shined by a process of abrasive paste and polish.

Submerged area is treated with two coats of antifouling paint for "high speed" yachts, after an application of epoxy primer.

^[1] This technical specification is valid and refers to yacht ordered as of 1 September 2020.

^[2] Performances are approximate and they refer to the standard equipment of the boat, at 1/3 of load corresponding to ton 71,72 (158116 lb), performances estimated at the following conditions: calm sea, absence of wind, 25°C air temperature, clean hull and special propellers set for those conditions and 8 people on board. Overloading the yacht by 1,5 ton / 3307 lb top speed decreases of 1 knot.

^[3] The shipyard does not supply complete safety equipment since Pershing yachts are sent throughout the world. It is the responsibility of the owner to care for the complete safety equipment as required by individual countries. Pershing can, however, supply safety equipment upon request.

^[4] The stated draft is with the surface drives in the zero position.

PERSHING 9X

STANDARD EQUIPMENT

◆ SUN DECK

ACCESS TO SUN DECK

- Co-pilot seat (2)
- External shower with mixer
- Low lighting
- Navigation lights
- Pilot seat (1)
- Side handrail on the sun deck (2)
- Sliding GRP hatch manually operated to access the sundeck with front hinged panel
- Stainless steel handrail
- Stern vtr sofa with storage
 - Sunbed upholstered in vinyl
- Sunpad
 - Drawer fridge, 29l
 - Liferails housing
 - Storage
 - Sunbed upholstered in vinyl
- Teak coffee table (2)
- Teak floor
- Waterproof speakers (2) with independent control

ANTENNAS AREA

- Dome (2)
- GPS Antenna (2)
- GRP radar arch (radar support, antennas, signals)
- Primary Open Array Radar Antenna
- SAT TV antenna Ø 65cm with dome
- Signal mast in stainless steel
- TV antenna
- VHF antenna (2)

◆ MAIN DECK

COCKPIT/OUTSIDE AFT DINETTE

- Chairs (3)
- GRP ceiling
 - Ceiling lights
 - Loudspeakers (2)
- GRP furniture port side with bbq and doors
- GRP furniture stbd side with bbq and doors
- Manual system height-adjustable grp table
- Sofa with storage and seats and backrest upholstered in vinyl fabric
 - Fridge 35L
- Sun pad upholstered in vinyl fabric
 - Side locker with closure (2)
 - Stainless steel handrail Ø 40mm with stanchions Ø 30mm
 - Sunbed upholstered in white vinyl
- Teak cockpit flooring

ACCESS TO THE BATHING PLATFORM

- External ladder for access to sun deck with teak steps and stainless steel handrail

AFT MOORING STATION

- Capstan 1700W with foot control (2)
- Fairlead in stainless steel with rolls (2)
- Stainless steel mooring cleat (4)

ACCESS TO THE BATHING PLATFORM

- Aft steps in teak
- Concealed stainless steel cleat (2)
- External shower with mixer
- Fresh water tap
- Glendinning 100A
- Hydraulic hideaway swim ladder on stbd rear sponson
- Shore line cable 15m
- Shore water inlet
- Stainless steel gate for cockpit entry (2)
- Storage in port rear sponson
- Swimming platform with hydraulic movement
- Telescopic hydraulic hideaway gangway with (2) remote control

AFT GARAGE WITH ANTISKID

- Composite fiber hatch with hydraulic system
- Jetski Sea Doo SPARK
- Led lights (2)
- Tender and jet ski towing system
- Tender Williams 395 SJ
- Winch (2)

SIDE WALKWAYS

- Access to the crew area
 - Electric pantograph side door sx
 - Ladder
- Black water pump out cap
- Electric pantograph side door (2)
- Fairlead in stainless steel with cleats (4)
- Fiberglass grabrail on side of superstructure (2)
- Fresh water filling cap
- Fuel filling cap (2)
- Led lighting
- Side Pershing Logo in silicon (2)
- Stainless steel railing Ø 40mm with stanchions Ø 30mm
- Teak floor

BOW MOORING STATION

- Access to bow locker with hatch and lock
- BRUCE type anchor 50Kg with swivel joint and safe hook

- BRUCE type anchor 80Kg with swivel joint and safe hook
- Fairlead in stainless steel with rolls (2)
- Forepeak
- Galvanized chain 100m 14mm (2)
- Lateral storage with locker (2)
- Sea water outlet for chain wash and fire extinguishing in forward locker
- Shower inside forepeak
- Stainless steel mooring bow anchor roller
- Stainless steel mooring cleat (4)
- Windlass 2700W with waterproof control pad (2)

OUTSIDE FORWARD DINETTE

- Bimini with poles
- Bow sofa
 - Stainless steel handrail Ø 40mm with stanchions Ø 30mm
 - Sunbed upholstered in white vinyl
- External shower with mixer
- Gas piston height-adjustable extensible GRP table
- Led lighting
- Stern sofa upholstered in vinyl fabric with storage
- Teak floor
- Waterproof speakers with independent control (2)

BOW SUNBED AREA

- Garage door with hydraulic system
 - Sunbed upholstered in white vinyl
- Side locker with closure (2)
- Stainless steel handrail Ø 40mm with stanchions Ø 30mm (2)

MAIN SALOON

- Audio-Video System
 - 40" 60Hz LED TV with electric lifting
 - Rack Audio-Video
 - SAT/TV decoder (with remote control)
 - Single remote control for the entire saloon audio-video system (1-Pad)
 - Sistema diffusori dolby surround 5+1
- Built in LED ceiling spotlights
- Ceiling covered in leather
- Chairs in leather Poltrona Frau (8)
- Coffee table
- C-shaped sofa
- Digital dimmer
- Digitally controlled A/C system
- Electric fabric roll curtains
- Formal dining glass table 8 places

- Furniture in wood essence with glass top portside
 - Fridge (75l)
 - Ice Maker 60Hz
- Intercom cordless system
- Lateral walls upholstered with leather
- Light switches
- Port side furniture with Tv lift, electric mechanism
- Rug under the sofa
- Side windows in monolithic/stratified tempered glass
- Sliding aft door in stainless steel and multilayer tempered glass
- Stbd handrail
- Stbd side furniture in wood essence with glass top
 - Cutlery set for 12 people
 - Glasses set for 12 people
 - Porcelain set for 12 people
 - Wood racks for glasses, tableware
- Structural GRP floor covered with parquet
- Table lamp (2)

HELM STATION

- Alarms and NAVIOP electric integrated data unit
- Autopilot
- Bow thruster joystick
- Carbon look finishing instrument panels
- Casemonitors in matt finish GRP covered with leather (2)
- Compass
- Co-pilot seat upholstered with leather Poltrona Frau, with double electric control (2)
- Depth / Speed indicator
- EASYSET function
- Electronic levers for engine controls
- Engine room remote camera on plotter screen
- Glove compartment
- Helm wheel in leather
- Interceptor joystick
- Internet system to cover the coast (GPRS / UMTS), data system WIFI / LAN
- Multifunction touch display for navigation system (radar, chartplotter, GPS, echosounder, monitoring system, engines and surface drive data) (3x19")
- Pilot seat upholstered with Poltrona Frau leather, with double electric control
- Radar
- Surface propellers trim joystick
- Tiller
- Touch display for engine and surface drive control (1x16")
- USB socket
- VHF radio

- Windshield in transparent tempered glass
- Windshield wiper /washer (2)

ACCESS TO GALLEY / CREW QUARTER

- Access door in wood essence
- Access to crew quarter towards by a wood essence lined stairs
- Handrail

ACCESS TO LOWER DECK

- Access to the lower deck by a wood essence lined stairs
- Handrail

◆ LOWER DECK

DAY HEAD

- Access sliding door in wood essence
 - Door handle with thumb lock
- Air extraction outlet
- Built in LED ceiling spotlights
- Curtain compartment in laminate
- Digitally controlled A/C system
- Electric WC in porcelain
- Lacquered ceiling
- Light switches soft touch panel
- Manual aluminum Venetian blind
- Mirror
- Opening porthole in stainless steel with mechanic hook
- Soap dish
- Structural GRP floor covered with parquet
- Toilet brush holder
- Toilet roll holder
- Towel rack
- Walls covered with laminate panels and lacquered curtain frame
- Washbasin in porcelain
- Washbasin mixer tap
- Washbasin unit with glass top, in wood essence with internal shelf

LOBBY

- Built in wardrobe on corridor access port bulkhead
- LED ceiling lights
- Light switches
- Structural GRP floor covered with parquet
- Vinyl fabric ceiling panels
- Walls covered in wallpaper and mirrors

VIP CABIN

- Access door in wood essence
 - Chromed door stops for interiors
 - Door handle with thumb lock
- Audio/Video System
 - Built-in loudspeaker (2)

- LED TV 32" 60Hz
- Mini Hi-Fi
- TV/SAT decoder
- Ceiling panels covered with vinyl fabric and lacquered wood ceiling frame
- Digitally controlled A/C system
- Dimmer
- Double bed with headborder upholstered and locker underneath
 - Mattress, pillow and bedcover (2)
- Electric fabric roll curtains
- Electric roller blackout curtains
- Emergency exit to main deck from circular hatchway and hideaway ladder
- Hanging locker with mirror door and internal shelves
- Hinged hatchway in plexiglass with external and internal handle
- Intercom cordless system
- LED ceiling lights
- Light switches soft touch panel
- Mirror on stbd bulkhead
- Nightstand (2) with glass top
- Opening porthole in stainless steel with mechanic hook (2)
- Reading lights (2)
- Seat upholstered in leather at bow side
- Structural GRP floor covered with carpet
- Walls covered in wood essence and wall paper
- Wardrobe in wood essence, wood essence panelled inside, with clothes rail and internal light
 - Digital safe
- Window glass port and stbd side
- Wood essence furniture with hinged

VIP BATHROOM

- A/C system outlet
- Access door in wood essence, lacquered inside
 - Door handle with thumb lock
- Clothes hook (2)
- Curtain compartment in white laminate
- Electric WC in porcelain
- Hanging locker with mirror door and internal shelves
- LED ceiling lights
- Light switches soft touch panel
- Manual aluminum Venetian blind
- Opening porthole in stainless steel with mechanic hook
- Shower box with tempered glass door
 - Internal shower walls covered with mosaic
 - Shower floor and seat in mosaic

- Showerhead and shower handset
- Soap dish
- Structural GRP floor covered with parquet
- Toilet brush holder
- Toilet roll holder
- Toothbrush rack
- Towel rail (2)
- Walls covered with laminate panels, mosaic and lacquered curtain frame
- Washbasin cabinet in wood essence with glass top and internal locker
- Washbasin faucet
- Washbasin in porcelain
- White lacquered ceiling

PORTSIDE DOUBLE GUEST CABIN

- Access door in wood essence
 - Chromed door stops for interiors
 - Door handle with thumb lock
- Audio-Video System
 - Built in loudspeaker (2)
 - LED TV 28" 60Hz
 - Mini Hi-Fi
 - TV/SAT decoder
- Ceiling panels covered with vinyl fabric and lacquered wood ceiling frame
- Digitally controlled A/C system
- Electric fabric roll curtains
- Electric roller blackout curtains
- Intercom cordless system
- LED ceiling lights
- Light switches soft touch panel
- Mirror on Stbd bulkhead
- Nightstand (2)
- Opening porthole in stainless steel with mechanic hook
- Reading lights (2)
- Sliding Single bed with headborder upholstered in leather (2)
 - Mattress, pillow and bedcover (2)
- Structural GRP floor covered with carpet
- Walls covered in wood essence and wall paper
- Wardrobe in wood essence, laminate panelled inside, with clothes rail and internal light
- Window glass port side

PORTSIDE GUEST BATHROOM

- A/C system outlet
- Access door in wood essence, lacquered inside
 - Chromed door stops for interiors
 - Door handle with thumb lock
- Clothes hook (2)
- Curtain compartment in white laminate
- Electric WC in porcelain

- Hanging locker with mirror door and internal shelf
- LED ceiling lights
- Light switches soft touch panel
- Manual aluminum Venetian blind
- Opening porthole in stainless steel with mechanic hook
- Shower box with tempered glass door
 - Internal shower walls covered with mosaic
 - Shower floor in mosaic
 - Showerhead and shower handset
- Soap dish
- Structural GRP floor covered with parquet
- Toilet brush holder
- Toilet roll holder
- Toothbrush rack
- Towel rail (2)
- Walls covered with laminate panels, mosaic and lacquered curtain frame
- Washbasin cabinet in wood essence with glass top and internal locker
- Washbasin faucet
- Washbasin in porcelain
- White lacquered ceiling

STARBOARDSIDE DOUBLE GUEST CABIN

- Access door in wood essence
 - Chromed door stops for interiors
 - Door handle with thumb lock
- Audio-Video System
 - Built in loudspeaker (2)
 - LED TV 28" 60Hz
 - Mini Hi-Fi
 - TV/SAT decoder
- Ceiling panels covered with vinyl fabric and lacquered wood ceiling frame
- Digitally controlled A/C system
- Electric fabric roll curtains
- Electric roller blackout curtains
- Intercom cordless system
- LED ceiling lights
- Light switches soft touch panel
- Mirror on aft bulkhead
- Nightstand
- Opening porthole in stainless steel with mechanic hook
- Reading lights (2)
- Single bed with headborder upholstered in leather (2)
 - Mattress, pillow and bedcover (2)
- Structural GRP floor covered with carpet
- Walls covered in wood essence and wall paper
- Wardrobe in wood essence with clothes rail and internal light
- Window glass stbd side

PERSHING 9X

STARBOARDSIDE GUEST BATHROOM

- A/C system outlet
- Access door in wood essence, lacquered inside
 - Chromed door stops for interiors
 - Door handle with thumb lock
- Clothes hook (2)
- Curtain compartment in white laminate
- Electric WC in porcelain
- Hanging locker with mirror door and internal shelves
- LED ceiling lights
- Light switches soft touch panel
- Manual aluminum Venetian blind
- Opening porthole in stainless steel with mechanic hook
- Shower box with tempered glass door
 - Internal shower walls covered with mosaic
 - Shower floor and seat in mosaic
 - Showerhead and shower handset
- Soap dish
- Structural GRP floor covered with parquet
- Toilet brush holder
- Toilet roll holder
- Toothbrush rack
- Towel rail (2)
- Walls covered with laminate panels, mosaic and lacquered curtain frame
- Washbasin cabinet in wood essence with glass top and internal locker
- Washbasin faucet
- Washbasin in porcelain
- White lacquered ceiling

MASTER CABIN

- A/C outlet above side windows
- Audio-Video System
 - Dolby surround sound system 5+1
 - LED TV 40" 60Hz
 - SAT/TV decoder (with remote control)
 - Single remote control for the audio-video system (I-Pad)
- Ceiling panels covered with vinyl fabric and lacquered wood ceiling frame
- Central mirrors on stern bulkhead
- Curtain compartment with vinyl fabric
- Digitally controlled A/C system
- Double bed with headboard, leather lined bedborder and storage underneath
 - Mattress, pillows and bedcover (2)
- Electric fabric roll curtains

- Electric roller black out curtains
- Fixed side windows in tempered glass and (2) opening porthole in stainless steel
- Fridge 42l
- Furniture in wood essence, under TV with desk folding top, forward
- Furniture in wood essence, with glass top, doors with leather and internal shelves, portside
- Intercom cordless system
- LED ceiling lights
- Light switches soft touch panel
- Locker at portside
 - Digital safe
- Nightstand with glass top (2)
- Ottoman upholstered in leather
- Reading light (2)
- Stbd chaise-longue
- Structural GRP floor covered with carpet
- Wood essence lined stairs
- Wooden TV wall

PORTSIDE MASTER BATHROOM

- A/C system outlet
- Access door in wood essence, lacquered inside
 - Chromed door stops for interiors
 - Door handle with thumb lock
- Bidet in porcelain
- Clothes hook (2)
- Curtain compartment in white laminate
- Electric WC in porcelain
- Fixed side windows in tempered glass and opening porthole in stainless steel
- LED ceiling lights
- Light switches soft touch panel
- Manual aluminum Venetian blind
- Mirror
- Shower box with tempered glass door
 - Internal shower walls covered with mosaic
 - Shower floor and seat in mosaic
 - Showerhead and shower handset
- Soap dish
- Stern bulkheads sound insulation
- Structural GRP floor covered with parquet
- Toilet brush holder
- Toilet roll holder
- Toothbrush rack
- Towel rail
- Walls covered with laminate panels, mosaic and lacquered curtain frame
- Washbasin cabinet in wood essence with glass top and internal locker

- Washbasin faucet
- Washbasin in porcelain
- White lacquered ceiling

STARBOARDSIDE MASTER BATHROOM

- A/C system outlet
- Access door in wood essence, lacquered inside
 - Chromed door stops for interiors
 - Door handle with thumb lock
- Bidet in porcelain
- Clothes hook (2)
- Curtain compartment in white laminate
- Electric WC in porcelain
- Fixed side windows in tempered glass and opening porthole in stainless steel
- LED ceiling lights
- Light switches soft touch panel
- Manual aluminum Venetian blind
- Mirror
- Shower box with tempered glass door
 - Internal shower walls covered with mosaic
 - Shower floor in mosaic
 - Showerhead and shower handset
- Soap dish
- Stern bulkheads sound insulation
- Structural GRP floor covered with parquet
- Toilet brush holder
- Toilet roll holder
- Toothbrush rack
- Towel rail
- Walls covered with laminate panels, mosaic and lacquered curtain frame
- Washbasin cabinet in wood essence with internal locker
- Washbasin faucet
- Washbasin in porcelain
- White lacquered ceiling

GALLEY

- Access door in wood essence
 - Chromed door stops for interiors
 - Door handle with thumb lock
- Audio-Video System
 - Built in circular loudspeakers (2)
 - LED TV 24" 60Hz
 - Mini Hi-Fi
- Built in ceiling LED lights and built in spotlights underneath shelves
- Ceramic glass hob with 4 burners
- Digitally controlled A/C system
- Dishwasher for 12 people
- Dryer

- Electric vented oven with tempered glass and stainless steel door
- Extractor fan 230V with external outlet
- Foldable table with aluminum base (adjustable height)
- Freezer with 8 drawers
- Fridge 325l
- Galley bio malta top with stainless steel sink
 - Mixer tap
- Hanging locker with door and internal shelves
- Intercom cordless system
- Light switches soft touch panel
- Structural GRP floor covered vinyl
- Under top unit with doors and internal shelves
- Vinyl fabric ceiling
- Walls covered in vinyl fabric
- Washing machine

CAPTAIN'S CABIN

- Built in ceiling LED spotlights
- Ceiling covered with vinyl fabric
- Digital safe
- Digitally controlled A/C system
- Door for access to captain's cabin
 - Chromed door stops for interiors
 - Door handle with thumb lock
- Light switches soft touch panel
- Locker with lacquered door, clothes rail
- Loudspeaker (2)
- Manual aluminum Venetian blind
- Mini Hi-Fi CD
- Opening porthole in stainless steel with mechanic hook
- Reading light
- Single bed with storage underneath
- Structural GRP floor covered in vynil material
- Walls covered with vinyl fabric
- Window glass port side

CAPTAIN'S BATHROOM

- Built in ceiling spotlights
- Clothes hook
- Door lacquered
 - Door handle with thumb lock
- Electric WC in porcelain
- Floor covered in teak with grating
- GRP washbasin
- Hanging locker in laminated wood with opening doors
- Lacquered ceiling
- Light switches soft touch panels
- Manual aluminum Venetian blind
- Mirror

- Opening porthole in stainless steel with mechanic hook
- Pull-out mixer tap
- Shower
- Toilet brush holder
- Toilet roll holder
- Towel rack
- Walls covered with laminate
- Washbasin furniture in white lacquered wood with doors and shelf

DOUBLE CREW CABIN

- Ceiling covered with vinyl fabric
- Digitally controlled A/C system
- Hinged door for access to crew cabin
 - Chromed door stops for interiors
 - Door handle with thumb lock
- LED spotlights
- Light switches soft touch panels
- Locker with lacquered door, clothes rail
- Loudspeaker (2)
- Manual aluminum Venetian blind
- Mini Hi-Fi CD
- Opening porthole in stainless steel with mechanic hook
- Reading light (2)
- Single bed
- Single bed with chest of drawer
- Structural GRP floor covered with vinyl
- Walls covered with vinyl fabric
- Window glass stbd side

CREW BATHROOM

- Built in ceiling spotlights
- Clothes hooks (2)
- Door lacquered
 - Chromed door stops for interiors
 - Door handle with thumb lock
- Electric WC in porcelain
- Floor covered in teak
- GRP washbasin
- Hanging locker in ivory lacquered wood with doors
- Lacquered ceiling
- Light switches soft touch panels
- Manual aluminum Venetian blind
- Mirror
- Opening porthole in stainless steel with mechanic hook
- Pull out mixer tap with hoses and fixing point on the wall
- Toilet brush holder
- Toilet roll holder
- Towel rack (2)
- Walls covered with laminate

- Washbasin furniture in white lacquered wood with doors and shelf

◆ TECHNICAL AREA

ENGINE ROOM

- Air compressor 24V
- Air intakes with condensation removal system
- Coupling joint between gear box flange and surface propeller flange (2)
- Diesel engine MTU 16V 2000 M96L 2638mhp (2)
- E/pumps for A/C
- Electric extractor (2)
- Engine exhaust muffler (2)
- Floor covered with aluminum non-skid surface
- Generator manifold and gas separator (2)
- Hydraulic oil heat exchanger
- Hydraulic unit for platform, trims, interceptors and steering
- Hydraulic units for gangway, garage door, aft door and swim ladder
- Light alloy waterproof door
- Light switches
- Power generator 28kW 50Hz with soundproof housing (2)
- Stainless steel engine exhaust raiser (2)
- Stainless steel protection rail and supports around the engines (2)
- Thermal acoustic insulation
- Waterproof camera interfaced with helm station (2)
- Waterproof fixed led light (8)

PROPULSION AND MANOUVERING EQUIPMENT

- Blades 6 Nickel – Aluminum – Bronze (2)
- Electrohydraulic steer by wire steering
- Hydraulic bow thruster
- Interceptor corrector (2)
- Surface drive system with automatic trim

◆ SYSTEMS

FRESH WATER SYSTEM

- Boiler 50lt 230V (2)
- Fresh water pump 24V 230V
- Fresh water tap
- Level sensor
- Shore fresh water intake with pressure regulator
- Structural GRP main tank 1200l
- Watermaker 130 lt/h

SEA WATER SYSTEM

- By-pass valve for emergency bilge discharge from engines (2)
- Dynamic seawater intake (2)
- Fire extinguishing and chain wash e/pump
- Sea water basket filter for engines, power generators, A/C pumps, services and fire extinguishing system (5)
- Static seawater intake (3)

GREY WATER SYSTEM

- E/pump main tank discharge
- Grey water 3 way valve in galley
- Level sensor
- Manifold by-pass for emergency grey and black water pump discharge
- Return electric pumps in main tank for captain shower, crew shower and galley
- Structural GRP tank (350lt)

BLACK WATER SYSTEM

- E/pump tank discharge
- Level sensor
- Tank (300lt) with deck connection for tank pumping out

FIRE EXTINGUISHING SYSTEM

- Emergency engine shut down remote control
- Fire extinguishing system and alarm activation remote control
- Manual /automatic extinguisher in engine room (FIRE BOY)
- Manual powder extinguisher 2 Kg in engine room
- Manual powder extinguishers 1Kg (1 for each room)
- Manual powder extinguishers 6Kg (1 in the cockpit)
- Smoke detector system

AIR CONDITIONING SYSTEM

- A/C in all cabins, bathrooms and upper saloon (crew bathroom excluded)
- Compressor for American A/C main unit

ELECTRICAL SYSTEM

- Batteries cut -off
- Earthing system all along the hull joined to the anodes protection (zincs) on the transom
- Emergency parallel connection between service batteries and engine starter
- Engine starter battery (4)
- Engines battery charger
- Frequency Converter 36KVA
- Ground connection for sea water intake and railings

- Ground fault interrupters 120V 6mA in all heads, galley and engine room
- Inverter 2500W for 230V onboard services
- Main electric panel with magneto thermic switches
 - Voltage measuring instruments 24V/230V
- Power generator starter battery (2)
- Service battery (12)
- Services battery charger
- Shore socket and cable 400V threephase with electric reel
- Socket American type 120V, double in each box
- Transformer three - single phase

FUEL SYSTEM

- Electronic fuel level
- Fuel decanter filter (2)
- Fuel sight gauge
- Gererator filter: single type Racor (2)
- Manual fuel discharge/load drainage pump
- Structural GRP tank 9000l

BILGE SYSTEM

- Automatic /manual immersion elettro pump for bilge discharge in each compartment with level sensor (6)
- E/pump with valve system for the separated or joint bilge or fire extinguishing centralized suction system
- Emergency engine room bilge system discharge through engines intake suction

◆ EQUIPMENT

- Bag with logo (6)
- Bed sheets, complete set
- Black mooring line Ø 30mm (4x25mt)
- Cilindric Fender with cover, (8)
- Floating luminous buoy (2)
- Interactive Digital Manual on Ipad
- Life jacket (18)
- Life saver with floating line
- Pershing set bath towel (8)
- Pershing towel (8)
- Rigid, self inflating life raft for 6 people (3)
- Spherical Fender with cover, Ø 650mm (2)
- Telescopic boat hook (2)
- Weather station: clock, barometer, thermometer



This document shall not constitute in any circumstances whatsoever any offer by the shipyard to any person or be incorporated into any contract.

Any and all information contained in this document, including without limitation all technical data, performance, illustrations and drawings, are not contractual and refer to European standard models of motor yachts built by the shipyard and have been up-dated by the shipyard as of the date of issue of this document. The only valid technical reference or description is the specific parameters of each motor yachts cited only on purchase of the same. Therefore the only indications binding on the seller are contained solely in the sale agreement. This document is based on information available at the date of issue. Notwithstanding all efforts to insure accuracy, the information contained in this document may not cover all details, subsequent changes, not accurately foresee or report all possible scenarios. The shipyard reserves the right to modify its motor yachts and to substitute the manufacturers and/or the suppliers of any component and/or system and/or equipment due to product changes and/or improvements and/or availability of supply, changes in laws and/or regulations applicable, technology, know-how, provided that any substituted component and/or system and/or equipment of the motor yachts shall be of equivalent or superior quality to that shown in this Brochure. Displays, photos, schemes, designs or examples contained in this document are solely and exclusively reproduced to highlight the information contained. Due to the different characteristics of each yacht, the shipyard declines any and all liability for any use thereof on the basis of the information contained in this document.

This document and its contents may not be copied or reproduced and may not be modified or altered, in whole or in part.

The sale of this document and its contents is prohibited and no admitted.

Images may contain optional equipment or accessories, so do not necessarily comply with standard configuration.

