



2022
PRODUCT GUIDE



GO ALL OUT™

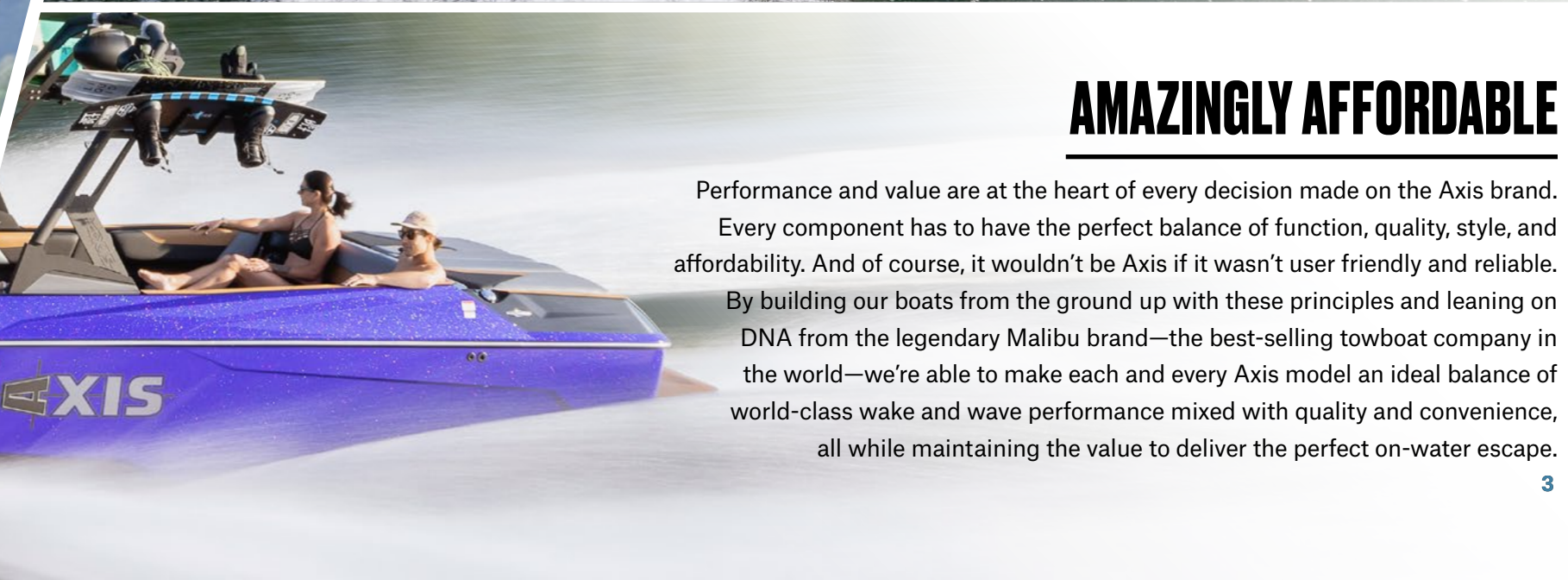
DESIGNED FOR PERFECT DAYS

What makes Axis the fastest-growing towboat company in the world? It's about head-turning style. It's about industry-changing components. It's about world-class wakes and waves at a tremendous value. It's about squeezing every second of enjoyment out of your time on the water. And for 2022, we raised the bar even higher with two brand-new models and a first-ever new touch screen dash—all while staying true to the Axis roots of all-out, easy-to-use fun. With six models ranging from 20-25 feet with picklefork or traditional bow options, the Axis family of boats is sure to have your next summer-making obsession. Because the best days are happening right now — Go All Out.



WHY MORE PEOPLE ARE CHOOSING AXIS

For over a decade, Axis has shown its dominance in the world of watersports with an ideal blend of performance, quality, style and value. When you become an Axis owner and see the difference, you'll never go back. It's this on-water reputation that has made Axis the fourth-largest inboard boat brand in record time.



AMAZINGLY AFFORDABLE

Performance and value are at the heart of every decision made on the Axis brand. Every component has to have the perfect balance of function, quality, style, and affordability. And of course, it wouldn't be Axis if it wasn't user friendly and reliable. By building our boats from the ground up with these principles and leaning on DNA from the legendary Malibu brand—the best-selling towboat company in the world—we're able to make each and every Axis model an ideal balance of world-class wake and wave performance mixed with quality and convenience, all while maintaining the value to deliver the perfect on-water escape.


YOUR PERFECT WAVE, YOUR WAY

You might already know about the iconic Axis wave. It just works. It's not fickle, it doesn't need a lot of tweaking, it's clean straight from the factory. What you may not know is how customizable it is. Your wave preference may change based on surf or skim style and board length, so Axis makes it easy to adjust your wave from either the dash or while you ride with Surf Band, our wearable waterproof surf remote.



SURF GATE®

Control Surf Gate from the dash or with Surf Band, and let the endless sets of perfect waves begin. There's no need to shift weight or move a device from side to side, Surf Gate's hydraulic actuator works at the touch of a button, allowing you to transfer from side to side while surfing.



AUTO-SET & POWER WEDGE® III

Add 1,000 pounds of additional ballast without ever filling a bag with the Auto-Set Wedge. Take that convenience to the next level with the available Power Wedge III for 1,500 pounds of ballast displacement along with wake or wave customization and Lift Mode for faster plane times.



SURF BAND™

Surf Band is an extension of your surf kit. From your wrist, use Power Wedge™ III to adjust the wave's shape, hit the arrows to switch Surf Gate from side to side, nudge the speed up or down, and crank your speaker volume so you can hear the surf signals telling you when Surf Gate is going to switch. It's that simple, and it's 100% customizable while you ride.



INDUSTRY-LEADING AND ALL-NEW FOR 2022

CONTROL AT YOUR FINGERTIPS

Setting trends and bucking convention is what we do, and nowhere is that more apparent than in our patented technology. Every Axis exists to help deliver your perfect day on the water. All-new for 2022 is the first-ever Axis touch screen dash that features three options for even more customization.

Wireless Charging

Wirelessly charge your phone to keep it ready for capturing the action.

Stereo

A secondary screen dedicated to perfectly setting the mood.



Touch Screen

Displaying everything you need from setting up your wakesurf or wakeboard set to the checking the boat's vitals.

Quick Buttons

The Sport Dash Keypad have tactile buttons for quick access to functions and menus.

Race inspired Steering Wheel

WE HAVE YOUR BACK

REST ASSURED

We stand behind our quality with a full-factory five-year warranty.* Using many components that are built in-house, we are able to help you out quickly in the unlikely event something happens.

*See your local dealer for full warranty details.



THE MOST ADVANCED MARINE ENGINES AVAILABLE

MALIBU MONSOON ENGINES

The Most Advanced Marine Engines Available

Proudly made in our state-of-the-art Tennessee factory with GM direct injection technology, the Monsoon line has a host of industry firsts that have taken the inboard engine world by storm. The most powerful, cleanest and quietest engines are also the most reliable and fuel-efficient. The Monsoon line starts with 400 ft-lbs of torque in the powerful M5Di, the M6Di fills out the middle with 460 ft-lbs, and the supercharged LT4 brings a staggering 606 ft-lbs at the top end.


POWERED BY



All engines are backed by a full factory warranty for 5 years or 500 hours.

MALIBU MONSOON LT4™

6.2L DIRECT INJECTED
TORQUE - 606 FT-LBS @ 3800 rpm
POWER - 607 HP @ 5600 rpm



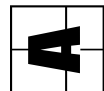
MALIBU MONSOON M6Di

6.2L DIRECT INJECTED
TORQUE - 460 FT-LBS @ 3800 rpm
POWER - 430 HP @ 5600 rpm

MALIBU MONSOON M5Di

5.3L DIRECT INJECTED
TORQUE - 400 FT-LBS @ 3800 rpm
POWER - 360 HP @ 5600 rpm





T23 | A MODERN CLASSIC

At almost 23.5 feet with space for 16, the T23 is a traditional bow boat that cuts through chop like butter and produces world-class wakes and waves. The all-new dash completes this classic wake boat with everything you need to control watersports in one easy menu. Set your expectations high — you won't be let down.



FEATURE HIGHLIGHTS:

WAKE PLUS HULL : Wake and wave perfection / **AW20 TOWER** : sleek styling & easy folding action
SLIDING SKYBOX SEAT™ : Front or Rear Facing Seating / **NEW AXIS DASH** : Available Wireless Charging

PACKAGES & OPTIONS

ENGINE	A20	A22	T220	T23	A24	T250
Malibu Monsoon M5Di	●	●	○	●	●	○
Malibu Monsoon M6Di	○	○	○	○	○	○
Malibu Monsoon LT4™	●	●	○	●	○	○
115A Alternator	●	●	○	●	●	○
170A Alternator	○	○	○	○	○	○
Salt Series Available	○	○	○	○	○	○

TOWER	A20	A22	T220	T23	A24	T250
AW20 Colors: Black, Graphite, or Arctic White (black is standard)	○	○	○	○	○	○
AW20 Shock Package	○	○	○	○	○	○
Great Lakes Bimini with Rope Storage	○	○	○	○	○	○
Great Lakes Bimini with Rope and Surfboard Storage	○	○	○	○	○	○
Commercial Sewing Bimini with Rope Storage	○	○	○	○	○	○
Commercial Sewing Bimini with Rope and Surfboard Storage	○	○	○	○	○	○
Fixed Board Racks	○	○	○	○	○	○
Spinner Board Racks	○	○	○	○	○	○
PTM Clamping Board Racks	○	○	○	○	○	○
PTM 140° Panoramic Mirror Tower	○	○	○	○	○	○

PERFORMANCE	A20	A22	T220	T23	A24	T250
Axis Surf Gate with Surf Band	○	○	○	○	○	○
Zero Off GPS Speed Control with Compass	○	○	○	○	○	○
Plug 'n Play with Auto Vent Plumbing	○	○	○	○	○	○
Power Wedge III	○	○	○	○	○	○
Auto-Set Wedge	○	○	○	○	○	○
Speed Prop	○	○	○	○	○	○
Standard Prop	●	●	○	●	●	○
High-Altitude/Torque Prop	○	○	○	○	○	○
Surf Pipe	○	○	○	○	○	○

STD ●
OPT ○
N/A ●

SAFETY, COMFORT & CONVENIENCE

	A20	A22	T220	T23	A24	T250
Driver Seat Swivel	○	○	○	○	○	○
Removable Carpet	○	○	○	○	○	○
Soft Grip Flooring	○	○	○	○	○	○
Underwater LEDs	○	○	○	○	○	○
Battery Charger	○	○	○	○	○	○
Under-Seat LED Lights: Red, White, or Blue	○	○	○	○	○	○
Axis-branded Drop-In Igloo Cooler	○	○	○	○	○	○
Pull-Up Cleats	○	○	○	○	○	○
Flip-Up Bolster Seats	○	○	○	○	○	○
Chillax Cockpit Flip-Up Seat	○	○	○	○	○	○
Rear-Facing Leanbacks	○	○	○	○	○	○
Rear-Facing Sliding Skybox Seat	●	●	○	●	●	○
Non-Skid Deck Track	○	○	○	○	○	○
Plastic Cup Holders	●	●	○	●	●	○
Stainless-Steel Cup Holders	○	○	○	○	○	○
2-Outlet Heater	○	○	○	○	○	○
3-Outlet Heater	○	○	○	○	○	○
5-Outlet Heater	●	●	○	●	○	○
Docking Lights	○	○	○	○	○	○
Depth-Finder	○	○	○	○	○	○
Dual Battery Switch Option	○	○	○	○	○	○
Ski Pylon	○	○	○	○	○	○
14" PTM Black Composite Mirror	●	●	○	●	●	○
PTM 140 Degree Panoramic ABS Mirror	○	○	○	○	○	○
Second Gorilla Fin	○	○	○	○	○	○

TRAILERS

Tandem	●	●	○	●	●	○
Tri-Axle	●	●	○	●	○	○


	A20	A22	T220	T23	A24	T250
New Glove Box	●	●	○	●	●	○
Speed Control	●	●	○	●	●	○
AW20 Tower	●	●	○	●	●	○
Livorsi Electronic Throttle (black)	●	●	○	●	●	○
Above-engine warming bin w/ drain	●	●	○	●	●	○
LED storage lighting	●	●	○	●	●	○
Ventless fuel-fill system	●	●	○	●	●	○
Triple Hard-Tank Ballast System	●	●	○	●	●	○
Single Gorilla Fin	●	●	○	●	●	○

STEREO

Sound Pack 1	○	○	○	○	○	○
Sound Pack 2.2	○	○	○	○	○	○
Sound Pack 2.4	○	○	○	○	○	○
Sound Pack 3.2	○	○	○	○	○	○
Sound Pack 3.4	○	○	○	○	○	○


STD ●
OPT ○
N/A ●

METALLIC GEL OPTIONS




- 1. Machine Silver Metallic
- 2. Gunmetal Graphite Metallic
- 3. Ebony Metallic
- 4. Rose Quartz Metallic
- 5. Indy Red Metallic
- 6. Hot Orange Metallic
- 7. Zephyr Blue Metallic
- 8. Dark Blue Metallic
- 9. Vapor Blue Metallic
- 10. Azure Blue Metallic
- 11. Nassau Blue Metallic
- 12. Tuscan Gold Metallic
- 13. Sumter Green Metallic
- 14. Electric Purple Metallic
- 15. Ebony Gold Metallic
- 16. Ebony Gold Metallic
- 17. Ebony Sumter Metallic
- 18. Ebony Vapor Metallic

SOLID GEL OPTIONS



- 1. Arctic White
- 2. Light Graphite
- 3. Graphite
- 4. Ebony
- 5. Indy Red
- 6. Hot Orange
- 7. Zephyr Blue
- 8. Dark Blue
- 9. Vapor Blue
- 10. Nassau Blue
- 11. Sumter Green
- 12. Azure Blue


INTERIOR OPTIONS



- 1. Arctic White
- 2. Light Graphite
- 3. Graphite
- 4. Sepia Brown
- 5. Ebony
- 6. Indy Red
- 7. Hot Orange
- 8. Nassau Blue
- 9. Sumter Green
- 10. Azure Blue
- 11. Zephyr Blue
- 12. Dark Blue
- 13. Vapor Blue
- 14. Mojave

SOFT GRIP FLOORING OPTIONS

Designed and produced by Axis to ensure an exact fit and match.




- 1. Sepia
- 2. Graphite
- 3. Mojave
- 4. Black (Only for Deck Track)

AXIS WAKE LOCATION & CONTACT INFO BELOW

CONTACT US

The Axis Wake experience is something you need to see to believe. Contact your local dealer for a test drive or use the online boat builder to design your custom 2022 Axis today.

5075 Kimberly Way
Loudon, TN 37774



 [axiswakeresearch](#) /   [@axiswake](#) / [axiswake.com](#)





AXISWAKE.COM