



COBALT BOATS  
*Experience Extraordinary*

OUTBOARD



# OUTBOARD

## Outboard Experience

Cobalt's Outboard Class comprises of six models, including the 23SC, 25SC, 30SC and three R Series models, the R4 OB, R6 OB and R8 OB. Similar in most ways to their source boats, the OB models are different in that they're equipped with outboard-designed hulls and a choice of single or twin (R8OB & 30SC) Yamaha or Mercury outboard engines, offering unmatched power in either salt or fresh water. All are built with our characteristic attention to detail, and all are equipped with popular features such as our patented easy-entry swim step.

With acoustic baffling for a quiet ride, our Outboard Class is specifically engineered to deliver the smooth, stand-out Cobalt ride, while providing the efficiency, ease of maintenance and lower cost of ownership that come standard with outboard propulsion.



R4OB

24'



R6OB

26'



R8OB

28'



23SC

23'



25SC

25'



30SC

30'



For Outboard product information, visit  
<https://cobaltboats.com/outboards/sc-series/>  
or scan the QR code above.



# *Outboard Experience*

25SC in White/Knock Out Red Exterior with Tahoe Grey Interior



# Outboard Innovation

With a state-of-the-art hull designed specifically for its outboard engines, the R4 OB delivers an extraordinary boating experience for lake, river and salt-water recreation.

## R4-OUTBOARD

### Feature-rich and versatile sport outboard

*A family-sized sport runabout incorporating sleek lines, crisp handling and a range of options, the new R4 Outboard features a 24' 3" length and an 8' 6" beam, accommodating up to 13 passengers and their gear. Classic Cobalt unparalleled quality and a wealth of standard features equip the R4 Outboard to deliver a smooth ride and tireless performance.*



Scan the QR code for R4OB information, or visit <https://cobaltboats.com/outboards/sc-series/r4-outboard/>





# *Outboard Innovation*

R4OB in Bayside Blue/Rich Ebony Exterior with Cocoa/Summit Interior • Length Overall: 24' 3" (7.39 m) • Beam: 8' 6" (2.59 m) • Dry Weight: 4986 lbs. (2262 kg) • Capacity: 13 persons



# Outboard Style

The R6 OB combines the features of a traditional outboard with timeless Cobalt design and a strikingly noticeable presence, offering you the best of both worlds.

## R6 OUTBOARD

**Outboard-optimized hull designed for performance and style**

*Sleek and smooth, the R6 Outboard delivers excitement and elegance in equal measure. At 25' 5", the R6 Outboard incorporates wrap-around yacht-style seating and plenty of room for watersports gear, while style, comfort and a wealth of features complement the R6 OB's performance as the powerplant whisks you quietly away to adventure.*



Scan the QR code for R6OB information, or visit <https://cobaltboats.com/outboards/sc-series/r6-outboard/>





## *Outboard Style*

R6OB in Frost/Rich Ebony Exterior with Summit/Frost Interior • Length Overall: 25' 5" (7.75 m) • Beam: 8' 6" (2.59 m) • Dry Weight: 5300 lbs. (2404 kg) • Capacity: 14 persons



# Outboard Luxury

The R8 OB reimagines the outboard experience with a uniquely refined interior that combines ergonomic excellence with luxury materials.


R8 OUTBOARD

An 8' 6" beam allows for a spacious interior with large bow and cockpit seating areas

*At 27' 10", the R8 Outboard provides room for more of everything, with a deeper cockpit and an expansive interior that offers plenty of fore and aft seating. Combine all this with Cobalt handling and quality, and such innovations as our patented easy-entry swim step, and you have the outboard performance standard for any boating excursion.*



Scan the QR code for R8OB information, or visit <https://cobaltboats.com/outboards/sc-series/r8-outboard/>







# *Outboard Luxury*

R8OB in Pacific Blue/Rich Ebony Exterior with Frost/Slate Interior • Length Overall: 27' 10" (8.48 m) • Beam: 8' 6" (2.59 m) • Dry Weight: 6500 lbs. (2948 kg) • Capacity: Yacht Certified



# Outboard Performance

Featuring a wide bow profile and a wealth of amenities, both of these outboards deliver performance, and an experience you just can't live without.


## 23sc 25sc

Featuring large bow area and oversized sunpad with aft garage

*Contoured for convenience, the Cobalt 23SC and 25SC models' appeal is evident when you step aboard via either the fore or aft boarding ladders. Take the helm and immediately enjoy Cobalt performance, from quickness to plane to a calm, refined ride. Fully equipped with thoughtful, quality appointments and the choice of ultra-quiet Yamaha or Mercury outboard power, all you need to add is water.*



Scan the QR code for 23SC information, or visit <https://cobaltboats.com/outboards/sc-series/23sc/>





COBALT

50  
YAMAHA

# *Outboard Performance*

23SC in Classic Bayside Blue Exterior with Summit/Frost Interior • Length Overall: 23' 2" (7.06 m) • Beam: 8' 6" (2.59 m) • Dry Weight: 4200 lbs. (1905 kg) • Capacity: 12 persons



# Outboard Refinement

With its heavily reinforced hull and keel, the 30SC handles wave and weather conditions effortlessly, begging your passengers to use its many cupholders.

## 30SC

9' 10" beam accommodates a large, luxurious interior and twin engines

*Playing to the traditional strengths of outboard design, Cobalt has created the 30SC, reviving the classic outboard with a purpose-built hull and a choice of quiet powerplants. Featuring our legendary performance, handling, comfort, spaciousness and quality amenities, the 30SC offers true outboard value, with ease of maintenance and fuel efficiency included.*



Scan the QR code for 30SC information, or visit <https://cobaltboats.com/outboards/sc-series/30sc/>





# *Outboard Refinement*

30SC in Rich Ebony/Shale Exterior with Tahoe Grey Interior • Length Overall: 29' 10" (9.09 m) • Beam: 9' 10" (3.00 m) • Dry Weight: 9000 lbs. (4082 kg) • Capacity: Yacht Certified



# Towers & Options

Customize your Cobalt Outboard with the many available options and features to make your Cobalt the boat of your dreams.

## OUTBOARD

### Towers and Options Pictured:

- A. *Folding Aluminum Arch with Sunshade - available in black or white.*
- B. *Sport Tower with Pull-Out SunShade, available in black or white.*
- C. *Tonneau and Mooring Covers - for bow and cockpit, provides protection from elements while allowing interior to breathe.*
- D. *Premium Bimini Top - available with optional Easy Fold mechanism allows a stowed bimini to be lowered to a trailerable position without disconnecting any hardware.*
- E. *Swim Step - a patented Cobalt exclusive feature available on all models.*



A



B



C



D



E

## STANDARD SOUND

- *Hide-away primary unit*
- *Remote control at helm (transom remote optional)*
- *JL Audio speakers, 1 pair bow, 2 pair cockpit*

## PREMIUM SOUND

- *Hide-away primary unit*
- *Remote control at helm and transom*
- *JL Audio amplifier – up to 1,400 watts*
- *JL Audio speakers, 1 pair bow, 2 pair cockpit*
- *Roswell tweeters where equipped (1 pair hardtop JL Audio speakers, if equipped)*
- *JL Audio subwoofer*
- *Optional 8" JL Audio tower speakers & amplifier, 1 pair – 400 watts (not available with hardtop or sport top)*
- *Transom speakers not available on 23SC and 25SC*

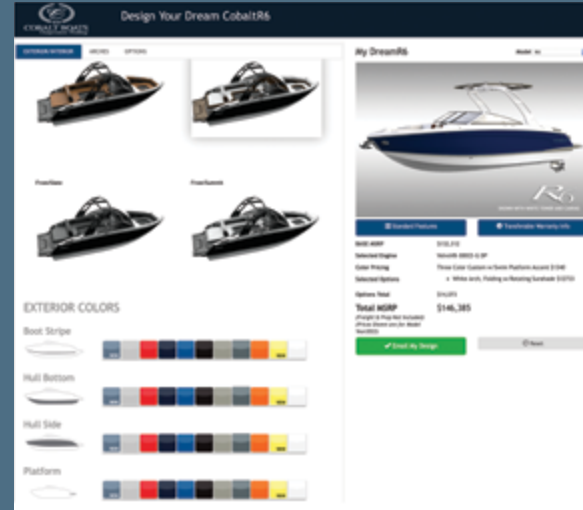
## PLATINUM SOUND

- *Hide-away primary unit*
- *Remote control at helm and transom*
- *Roswell amplifier – up to 2,550 watts*
- *Roswell R1 speakers, 1 pair bow, 2 pair cockpit, 1 pair transom, 1 pair tweeters where equipped (1 pair hardtop Roswell R1 speakers, if equipped)*
- *Roswell R1 subwoofers, one 10" and one 12" (two 10" on 23SC & 25SC)*
- *Speakers are RGB light ready*

## PLATINUM SOUND W/TOWER

- *Platinum sound (see above)*
- *Roswell amplifier – up to 2,900 watts*
- *Roswell R1 8" tower speakers, 2 pair – RGB light ready*
- *Not available with hardtop or sport top*

*Equipment and specifications are subject to change without notice. See your Cobalt dealer for details.*



*Your new Cobalt comes with the basics of the good life already aboard – comfort, convenience, luxury and an unmistakable sense of security. Now comes the optional equipment to help you customize your Cobalt. Go ahead, Design your Dream. For a complete list of options and standard equipment, visit our website at [CobaltBoats.com](https://cobaltboats.com), and our Design Your Dream tool.*



*For Design Your Dream information, visit <https://cobaltboats.com/design-your-dream/> or scan the QR code above.*

## The Cobalt Experience

*Delivering uncompromising performance, thoughtful innovation, head-turning style, unparalleled craftsmanship and a timeless series of lasting memories, Cobalt Boats has been the standard by which day boating has been measured for more than 50 years.*

*Handcrafted with unmistakable quality, every Cobalt benefits from our long tradition of attention to detail. Incorporating luxury materials, premium components and ergonomic design, the true essence of Cobalt is found in the personal satisfaction each of our skilled workers derives from knowing that your dream boat has been designed, assembled, tested and quality-checked as if it were their very own.*

*You'll feel it in the ride. You'll feel it in the handling. But most of all, you'll feel it in the way you're welcomed to a higher level of boating satisfaction when you step aboard, where each trip becomes a personal voyage of discovery.*



**COBALT BOATS**  
*Experience Extraordinary*



Cobalt Boats, LLC • 1715 N 8th St • Neodesha, KS 66757 • 800-468-5764 • [www.CobaltBoats.com](http://www.CobaltBoats.com)  
Copyright 2021 © All Rights Reserved • Printed in the USA