



**STANDARD PROPULSION**  
MerCruiser® 4.5L MPI ECT Alpha One®  
(250 hp / 186 kW)



**FUEL CAPACITY**  
47 gal / 178 L



**LENGTH OVERALL**  
23'6" / 7.16 m  
with integral swim platform



**BEAM**  
8'6" / 2.59 m



**DRAFT**  
39" / 99 cm (sterndrive down)  
21" / 53 cm (sterndrive up)



**DRY WEIGHT**  
4,660 lb / 2,114 kg



**DEADRISE**  
19°




**CAPACITY**  
13 people / 2,100 lb / 953 kg  
Maximum: 2,300 lb / 1,043 kg

## FEATURES

- The intuitive helm is available with an optional 9" Simrad® touchscreen display to enhance the command experience.
- Premium Fusion® audio system with Bluetooth®, Wi-Fi audio streaming with Apple AirPlay® 2 & Digital Signal Processing (DSP).
- Mercury VesselView® Mobile – links to your iPhone® or Android™ mobile device via Bluetooth® technology.
- Spacious open bow offers room to stretch out and relax while a plush transom seat with backrest converts to form a roomy sunpad.
- True Sea Ray design for optimal performance & handling.
- Optional Entertainment and Essentials bundles available.

## EXTERIOR COLORS



ARCTIC WHITE



ONYX BLACK



HORIZON




SEA RAY BLUE



QUANTUM BLUE



LAGOON BLUE



NEO MINT GREEN



RALLY RED

## STANDARD FEATURES

### HULL & DECK FEATURES

- Anchor Storage
- Bow & Stern Eyes, Stainless Steel
- Cleats, Thru-Bolted – 6" Stainless Steel (6)
- Deck Fuel Fill Plate, Stainless Steel
- Drain Plug, Brass-Threaded – Garboard
- Gel Coat, Arctic White
- Light, Stern (All Around) – Removable
- Lights, Navigation (Bow)
- Resin, High-Performance Vinylester
- Rub Rail, Black PVC with Stainless Steel Insert
- Ski Tow Eye, Stainless Steel
- Stringer System, Fiberglass
- Swim Platform with Three Step, Stainless Steel Undermount Ladder
- Thru-Hull Fittings
- Vent System, Engine Compartment – Integral
- Windshield, Custom Five-Piece with Matte Black Frame, Tempered/Tinted Glass & Walk-Thru

### COCKPIT FEATURES

- Beverage Holders, Stainless Steel with Drains
- Cockpit Vinyl Color – Ivory (White Base Vinyl with Black Accent Vinyl)
- Cooler, 35 Quart with Designated Storage
- Courtesy Lights – 12V
- Dash, White with Color Matched Visor
- Door, Transom with Stainless Steel Latch
- Floor, Finished Fiberglass
- Grab Handles, Stainless Steel
- Head Compartment with Lockable Door & Storage
- Outlet, 12V Accessory / USB
- Storage, Side Panels
- Storage, Wakeboard with Matting & Gas-Assisted Fiberglass Lid
- Sunpad, Convertible Aft Facing Backrest with Port Transom Walk-Thru
- Vinyl, Marine Grade with Mildew & UV Protection

### SEATING

- Bow: Seats with Cushions & Storage Below, Port & Starboard Bolsters & Center Section Facing Aft
- Cockpit: Starboard/Aft L-Shaped Bench Seat with Insulated Cooler & Storage Tub Below; Port Transom Walk-Thru; Sunpad/Convertible Transom Seat
- Companion Seat: Bucket with Swivel and Slider & Flip-Up Bolster
- Helm: Bucket with Swivel and Slider & Flip-Up Bolster

### TECHNICAL FEATURES

#### HELM

- Alarms, Engine – Oil & Water (Audible)
- Depth Gauge
- Horn Switch with Stainless Steel Horn
- Instrumentation, Custom Sea Ray® Diagnostics
  - Backlighting
  - Gauge, Depth
  - Gauge, Fuel
  - Gauge, Oil Pressure
  - Lenses, Glass
  - Lighting, Low-Glare
  - Speedometer
  - Tachometer with LCD Hour Meter, Trim Gauge & Water Temperature Gauge
- Mercury VesselView® Mobile
- Shift & Throttle Lever with Trim Switch & Lanyard Stop Switch
- Steering, Power-Assisted Tilt Wheel, Isotta
- Stereo, Fusion® SRX400 12V AM/FM
  - Bluetooth™
  - Digital Signal Processing (DSP)
  - Wi-Fi Audio Streaming with Apple AirPlay® 2
  - XS Series Speakers (6.5") – 2 Pairs
- Switch Panel with Weatherproof Lighted Chrome Toggle Switches
- Tilt & Trim, Power

#### BILGE / ENGINE COMPARTMENT

- Bilge Pump, 1100 GPH 12V Automatic
- Blower, 12V Bilge
- Fire Extinguisher Discharge Port
- Insulated Engine Compartment

### ELECTRICAL SYSTEMS

- Battery On/Off Switch with Tray
- Fuse Block
- Wiring, Color-Coded with Chafe Protection

### FUEL SYSTEMS

- Evaporative Emissions Fuel System
- Fuel Lines, USCG – Type A-1
- Fuel Tank with Mechanical Anti-Siphon Valve & Electric Sending Unit

### UNDERWATER GEAR

- Propeller, Aluminum

## OPTIONS & ACCESSORIES

### OPTIONAL PROPULSION

- MerCruiser® 4.5L MPI ECT\* Bravo Three® (250 hp / 186 kW)
- MerCruiser 6.2L MPI ECT\* Bravo Three with DTS\*\* (300 hp / 224 kW)
- MerCruiser 6.2L MPI ECT\* Bravo Three SeaCore\*\*\* with DTS\*\* (300 hp / 224 kW)

\* *Non-catalyzed engines available for select international markets. Consult your local dealer for availability.*

\*\* *SmartCraft Digital Throttle & Shift replaces standard throttle & shift.*

\*\*\* *SeaCore® freshwater cooling system replaces raw water cooling system.*

### EXTERIOR COLOR

- Gel Coat, Full Hull
- Gel Coat, Hull Bottom – Arctic White or Onyx Black
- Gel Coat, Hull Side
- Hull Graphics – Champagne or Silver

### UPHOLSTERY, INTERIOR, SEATING & FLOORING

- Cockpit Vinyl Color – Dune (Tan Base Vinyl with Black Accent Vinyl)
- Cockpit Vinyl Color – Stone (Gray Base Vinyl with Black Accent Vinyl)
- Flooring Color: Brown or Gray
- SeaDek Flooring – Bow & Cockpit

- Snap-In Infinity Woven Vinyl Flooring – Bow & Cockpit
- Tables with Dedicated Storage – Bow & Cockpit
- Three-Position Port Lounger (In Lieu of Standard Bucket Seat)

### TOWERS & CANVAS

- Bimini Top & Boot with Stainless Steel Ball & Socket Hardware
- Canvas Color: Black
- Cockpit Cover with Tonneau Cover
- Mooring Cover
- Watersports Tower, Manual with Integrated Bimini Top – Black

### ADDITIONAL OPTIONS

- Battery On/Off Switch, Dual with Second Tray
- Bow Walk-Thru Door
- C E Option Group
- Fire Suppression System (FM200) Automatic
- Flagpole with Base & US Flag
- High Altitude Prop
- Swim Platform with Manual Submersible Swim Step
- On Board Battery Charger – 120v/60 To 12v
- On Board Battery Charger – 220v/50 To 12v
- Pump-Out Head

### TRAILER OPTIONS

- Trailer Tandem Axle with Tandem Axle Disc Brakes (Painted)
- Trailer Tandem Axle with Tandem Axle Disc Brakes (Galvanized)

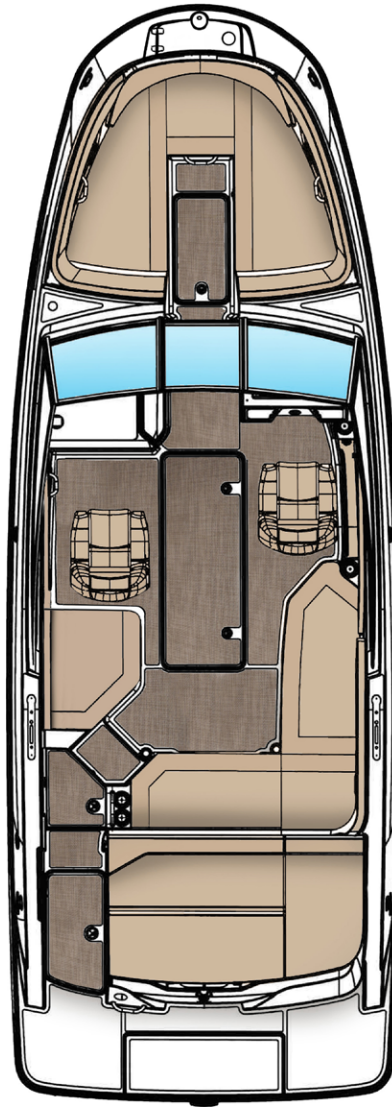
## BUNDLES

### **ENTERTAINMENT BUNDLE**

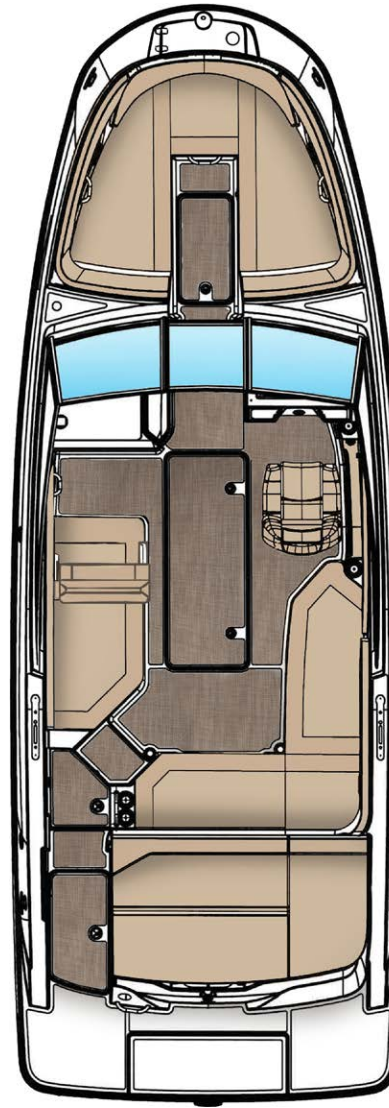
- Audio Upgrade, Fusion® Premier
  - Apollo™ Series Amplifier, 4-Channel (1200W)
  - Signature Series Speakers (6.5") – 2 Pairs
  - Signature Series Subwoofer (10")
- Digital Dash (9") with Mercury® VesselView® Link
  - Active Trim speed-based automatic engine trim system with integrated GPS
  - Chartplotter with Preloaded Charts (North America Only)
  - Simrad® GO9 (9") Touchscreen Display
  - Transducer with Depth, Water Temperature and Fishfinder
- Lighting Package, LED – Blue

### **ESSENTIALS BUNDLE**

- Bow Filler Cushion
- SeaDek Swim Platform Matting (Glue Down)



**STANDARD PORT BUCKET SEAT**



**OPTIONAL PORT BENCH SEAT**

*with reversible backrest*