



MORE CUSTOMIZATION THAN ANYONE
PREMIUM COLORS

Customize your Malibu with our premium gel coat, vinyl, soft grip, and decal options.




1. Machine Silver Metallic
2. Gunmetal Graphite Metallic
3. Indy Red Metallic
4. Vivid Orange Metallic
5. NEW Capri Green Metallic
6. NEW Sapphire Teal Metallic
7. Zephyr Blue Metallic
8. Dark Blue Metallic
9. Vapor Blue Metallic
10. NEW Maya Blue Metallic
11. Nassau Blue Metallic
12. NEW Sienna Coral Metallic
13. Tuscan Gold Metallic
14. NEW Ruby Red Metallic
15. NEW Ebony Indy Metallic
16. NEW Ebony Vivid Orange Metallic
17. Ebony Gold Metallic
18. Ebony Vapor Metallic
19. Ebony Metallic

METALLIC GELS



1. Arctic White
2. Light Graphite
3. Graphite
4. Ebony
5. Indy Red
6. Vivid Orange
7. Volt Yellow
8. NEW Sapphire Teal
9. Zephyr Blue
10. Dark Blue
11. Vapor Blue
12. NEW Maya Blue
13. Nassau Blue

SOLID GELS



BASE COLORS


1. Arctic White
2. Light Graphite
3. Graphite
4. Sepia Brown
5. Ebony
6. Indy Red
7. Nassau Blue
8. NEW Maya Blue
9. Zephyr Blue
10. Dark Blue
11. Vapor Blue
12. NEW Vivid Orange



COOL COLORS

- C1. Ebony
- C2. Indy Red
- C3. Zephyr Blue
- C4. Nassau Blue
- C5. Dark Blue
- C6. Vapor Blue
- C7. Graphite
- C8. Sepia Brown
- C9. NEW Carob Brown
- C10. Light Graphite

INTERIOR & COOL TOUCH



BASE COLORS

1. Light Graphite
2. Graphite
3. Sepia Brown
4. Ebony



ACCENT COLORS

1. Dark Blue
2. Indy Red
3. Zephyr Blue
4. NEW Maya Blue
5. NEW Nassau Blue
6. Vapor Blue
7. Ebony
8. Light Graphite
9. Graphite
10. Sepia Brown

SOFT GRIP BASE & ACCENT



BOAT BADGING

1. Arctic White
2. Graphite
3. Ebony
4. Indy Red
5. Zephyr Blue
6. Dark Blue
7. Vapor Blue
8. NEW Maya Blue
9. Nassau Blue
10. Vivid Orange

BASE COLORS

1. Arctic White
2. Light Graphite
3. Graphite
4. Ebony
5. Dark Blue

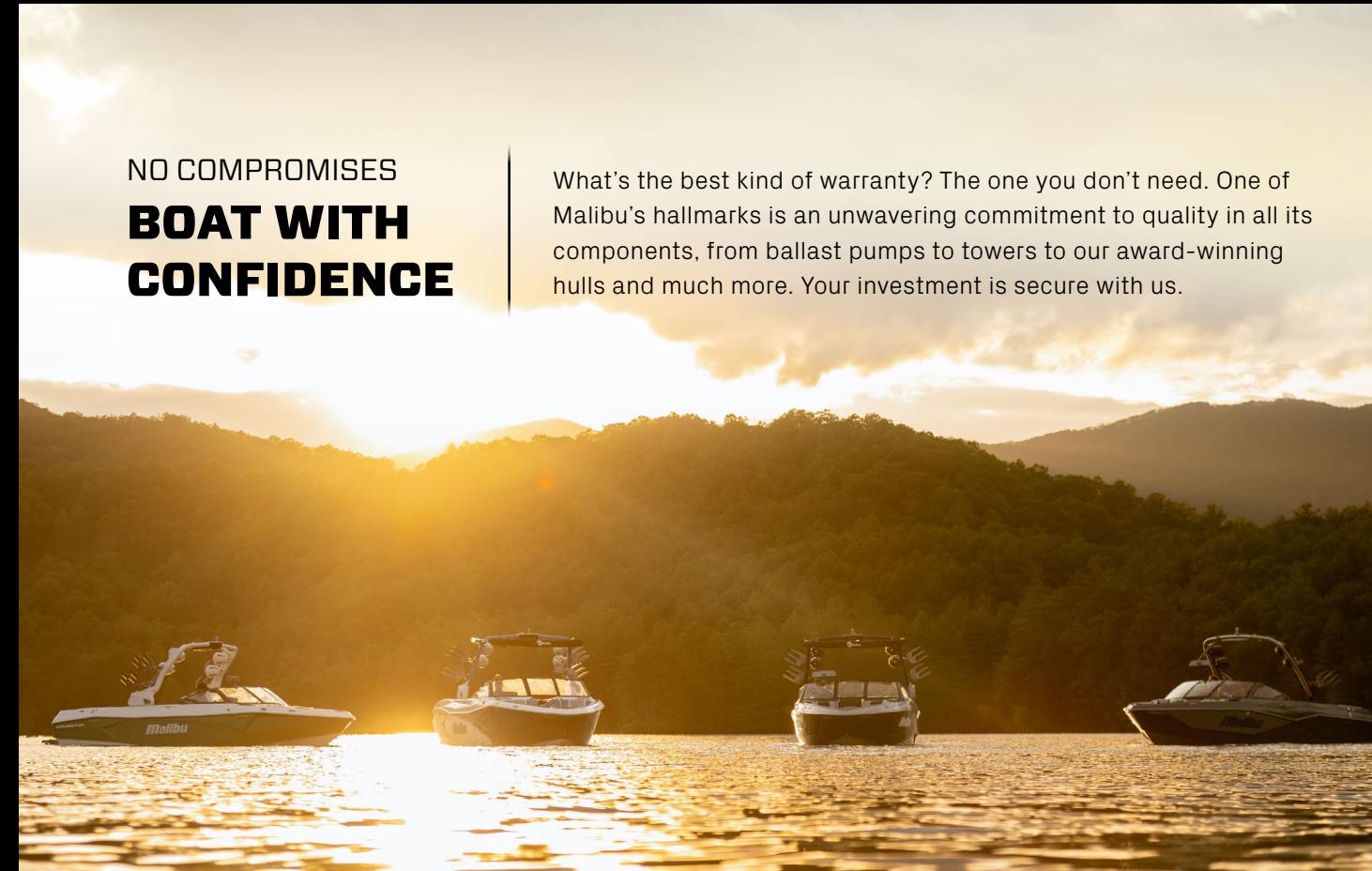
TOWER BASE & ACCENT



ALL-NEW G10+ TOWER

ACCENT COLORS

1. Arctic White
2. Light Graphite
3. Graphite
4. Ebony
5. Dark Blue
6. Indy Red
7. Zephyr Blue
8. NEW Maya Blue
9. Vapor Blue
10. Nassau Blue
11. Vivid Orange
12. Gunmetal "Not powdercoated"



NO COMPROMISES
BOAT WITH CONFIDENCE

What's the best kind of warranty? The one you don't need. One of Malibu's hallmarks is an unwavering commitment to quality in all its components, from ballast pumps to towers to our award-winning hulls and much more. Your investment is secure with us.

FULL FACTORY WARRANTY
5 YEARS

The Industry's Best Marine Warranty**

** See your local dealer for more details.

VISIT & BUILD THE BOAT OF YOUR DREAMS AT
MALIBUBOATS.COM



TRUTH ON THE WATER™



SHOWN: **ALL-NEW 23 LSV**

2024 PRODUCT PREVIEW



MAXPIVOT SEAT™



ALL-NEW G10+ TOWER WITH TOWER MISTERS



POWERED OR MANUAL FLIP-DOWN SWIM STEP™



YOUR PERFECT DAY ON THE WATER

Ready to make some unforgettable memories? You're in the right place! Malibu has been the best-selling wakeboat brand in the world for the last 18 years because we focus on maximizing you and your family's time on the water. And our goal remains the same: handcrafting the best-performing, most innovative, and most versatile boats for the ultimate on-the-water experience.

INNOVATION THAT MOVES YOU
**YOUR PERFECT
 WAVE & WAKE**

Perfect wakes and waves behind the world's #1 wakeboat brand are at your fingertips — and it all starts with our unbeatable foundation of patented innovations that produce customizable wakes and waves in any conditions with the push of a button



SURF GATE®

PAIRED WITH SURF BAND®
 Industry's first and only patented, wearable remote surf technology

PATENTED SURF PERFECTION
 Malibu's patented, ocean-style wave creates the perfect ride for any rider on either side of the boat without having to move any people around.



POWER WEDGE® III

SHAPE YOUR WAVE
 Customize the wave with Power Wedge III to make it steeper for airs or longer for big bottom turns and endless spins.



**MALIBU
 COMMAND CENTER®**

THE CAPTAIN IS IN CONTROL
 A convenient, intuitive, and stylish Dash with a 12" high resolution screen, keeping all your information direct in front.



VOTED 2023 BEST WAKESURF & WAKEBOARD WAVES
 4 YEARS IN A ROW, THE 23 LSV IS THE BOAT OF THE YEAR

HAND BUILT BY MALIBU
**MALIBU
 MONSOON®**

Malibu Monsoon® engines are made in-house to offer unmatched performance, fuel economy, reliability and sound reduction. Leaning on direct injection automotive technology fused with signature Malibu innovations, the industry-leading Monsoon line is designed to give your boat the power it deserves — exclusive to Malibu Boats.




M5Di

5.3L DIRECT INJECTED
 TORQUE - 400 FT-LBS @ 3800 rpm
 POWER - 360 HP @ 5600 rpm



M6Di

6.2L DIRECT INJECTED
 TORQUE - 460 FT-LBS @ 3800 rpm
 POWER - 430 HP @ 5600 rpm



LT4

6.2L DIRECT INJECTED
 TORQUE - 606 FT-LBS @ 3800 rpm
 POWER - 607 HP @ 5600 rpm

POWERED BY



**WAKESETTER
LSV SERIES**

The Luxury Sport V-drive, or LSV, series is the world's best-selling traditional bow wakeboats.

22 LSV



HULL TYPE: Wake Plus/Diamond	TORQUE: 400-460ft-lbs	MAX BALLAST: 4,000 lbs.*	FUEL: 58 gal
WEIGHT: 5,100 lbs	LENGTH: 21' 11"	BEAM: 102"	DRAFT: 32"
CAPACITY: 14 People			

ALL-NEW
23 LSV



HULL TYPE: Wake Plus/Diamond	TORQUE: 400-606ft-lbs	MAX BALLAST: 4,435 lbs.*	FUEL: 65 gal
WEIGHT: 5,700 lbs	LENGTH: 23'	BEAM: 102"	DRAFT: 32"
CAPACITY: 16 People			



2023 WAKESURF & WAKEBOARD BOAT OF THE YEAR
VOTED BY YOU 4 YEARS IN A ROW!

**MALIBU'S FLAGSHIP
M-SERIES**

The Unsurpassed Alphas. The Flagship of the iconic Malibu brand, the M-Series.

M220



HULL TYPE: Wake Plus	TORQUE: 400-606ft-lbs	MAX BALLAST: 5,160 lbs.*	FUEL: 79 gal
WEIGHT: 6,200 lbs	LENGTH: 22' 5"	BEAM: 102"	DRAFT: 32"
CAPACITY: 15 People			

ALL-NEW
M242



HULL TYPE: Wake Plus	TORQUE: 606ft-lbs	MAX BALLAST: 4,740 lbs.*	FUEL: 94 gal
WEIGHT: 7,500 lbs	LENGTH: 24' 2"	BEAM: 102"	DRAFT: 32"
CAPACITY: 17 People			

**WAKESETTER
LX SERIES**

All the performance and just the amenities you need.

21 LX



HULL TYPE: Wake Plus/Diamond	TORQUE: 400-460ft-lbs	MAX BALLAST: 3,485 lbs.*	FUEL: 50 gal
WEIGHT: 4,580 lbs	LENGTH: 21'	BEAM: 98"	DRAFT: 27"
CAPACITY: 12 People			

**VERSATILITY
CROSSOVER**

Water ski, wakesurf and wakeboard all day.

20 VTX



HULL TYPE: Cut Diamond	TORQUE: 400-460ft-lbs	MAX BALLAST: 3,585 lbs.*	FUEL: 39 gal
WEIGHT: 3,950 lbs	LENGTH: 20'	BEAM: 98"	DRAFT: 27"
CAPACITY: 11 People			

25 LSV



HULL TYPE: Wake Plus	TORQUE: 460-606ft-lbs	MAX BALLAST: 5,180 lbs.*	FUEL: 103 gal
WEIGHT: 6,175 lbs	LENGTH: 25'	BEAM: 102"	DRAFT: 32"
CAPACITY: 18 People			

26 LSV



HULL TYPE: Wake Plus	TORQUE: 606ft-lbs	MAX BALLAST: 6,100 lbs.*	FUEL: 115 gal
WEIGHT: 7,000 lbs	LENGTH: 26' 5"	BEAM: 102"	DRAFT: 32"
CAPACITY: 18 People			

**WAKESETTER
MXZ SERIES**

MXZ stands for maximized. This is the luxury pickle-fork bow lineup.

ALL-NEW
23 MXZ



HULL TYPE: Wake Plus	TORQUE: 400-606ft-lbs	MAX BALLAST: 4,600 lbs.*	FUEL: 65 gal
WEIGHT: 5,900 lbs	LENGTH: 23'	BEAM: 102"	DRAFT: 32"
CAPACITY: 16 People			

24 MXZ



HULL TYPE: Wake Plus	TORQUE: 460-606ft-lbs	MAX BALLAST: 4,885 lbs.*	FUEL: 82 gal
WEIGHT: 6,000 lbs	LENGTH: 24' 5"	BEAM: 102"	DRAFT: 32"
CAPACITY: 17 People			

**OPEN & CLOSED BOW
SKI SERIES**

13-Time Water Ski World Record Holder.

RESPONSE CB



HULL TYPE: T-Cut Diamond	CAPACITY: 5 People	TORQUE: 400-460ft-lbs	FUEL: 40 gal
WEIGHT: 3,100 lbs	LENGTH: 20' 6"	BEAM: 95"	DRAFT: 22"

RESPONSE OB



HULL TYPE: T-Cut Diamond	CAPACITY: 7 People	TORQUE: 400-460ft-lbs	FUEL: 40 gal
WEIGHT: 3,100 lbs	LENGTH: 20' 6"	BEAM: 95"	DRAFT: 22"

*MAX BALLAST includes four hard tanks, Power Wedge III and approved Plug 'n Play bags (see dealer). MLS6 on M242 includes 6 hard tanks, Power Wedge III, no Plug 'n Play bags needed"