
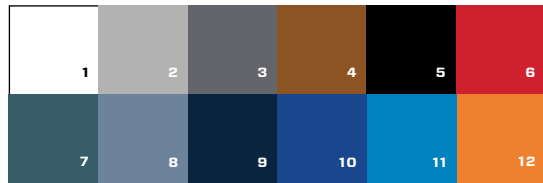


MORE CUSTOMIZATION THAN ANYONE
PREMIUM COLORS



1. Machine Silver Metallic
2. Gunmetal Graphite Metallic
3. Indy Red Metallic
4. Vivid Orange Metallic
5. Capri Green Metallic
6. Sapphire Teal Metallic
7. Zephyr Blue Metallic
8. Dark Blue Metallic
9. Vapor Blue Metallic
10. Maya Blue Metallic
11. Nassau Blue Metallic
12. Sienna Coral Metallic
13. Tuscan Gold Metallic
14. Ruby Red Metallic
15. Ebony Indy Metallic
16. Ebony Vivid Orange Metallic
17. Ebony Gold Metallic
18. Ebony Vapor Metallic
19. **NEW** Ebony Capri Green
20. Ebony Metallic

METALLIC GELS



- BASE COLORS**
1. Arctic White
 2. Light Graphite
 3. Graphite
 4. Sepia Brown
 5. Ebony
 6. Indy Red
 7. Nassau Blue
 8. Maya Blue
 9. Zephyr Blue
 10. Dark Blue
 11. Vapor Blue
 12. Vivid Orange



- COOL COLORS**
- C1. Ebony
 - C2. Indy Red
 - C3. Zephyr Blue
 - C4. Nassau Blue
 - C5. Dark Blue
 - C6. Vapor Blue
 - C7. **NEW** Maya Blue
 - C8. Graphite
 - C9. Sepia Brown
 - C10. Carob Brown
 - C11. Light Graphite


INTERIOR & COOL TOUCH



1. Arctic White
2. Graphite
3. Ebony
4. Indy Red
5. Zephyr Blue
6. Dark Blue
7. Vapor Blue
8. Maya Blue
9. Nassau Blue
10. Vivid Orange
11. **NEW** Volt Yellow
12. **NEW** Sapphire Teal
13. **NEW** Sepia Brown
14. **NEW** Capri Green


BOAT BADGING

Customize your Malibu with our premium gel coat, vinyl, soft grip, and decal options.



1. Arctic White
2. Light Graphite
3. Graphite
4. Ebony
5. Indy Red
6. Vivid Orange
7. Volt Yellow
8. Sapphire Teal
9. Zephyr Blue
10. Dark Blue
11. Vapor Blue
12. Maya Blue
13. Nassau Blue

SOLID GELS



- BASE COLORS**
1. Light Graphite
 2. Graphite
 3. Sepia Brown
 4. Ebony
 5. **NEW** Carob Brown



- ACCENT COLORS**
1. Dark Blue
 2. Indy Red
 3. Zephyr Blue
 4. Maya Blue
 5. Nassau Blue
 6. Vapor Blue
 7. Ebony
 8. Light Graphite
 9. Graphite
 10. Sepia Brown
 11. **NEW** Carob Brown
 12. **NEW** Sapphire Teal

SOFT GRIP BASE & ACCENT


- TOWER BASE & ACCENT**
- BASE COLORS**
1. Arctic White
 2. Light Graphite
 3. Graphite
 4. Ebony
 5. Dark Blue



- ACCENT COLORS**
1. Arctic White
 2. Light Graphite
 3. Graphite
 4. Ebony
 5. Dark Blue
 6. Indy Red
 7. Zephyr Blue
 8. Maya Blue
 9. Vapor Blue
 10. Nassau Blue
 11. Vivid Orange
 12. **NEW** Sepia Brown
 13. **NEW** Sapphire Teal
 14. **NEW** Capri Green
 15. Gunmetal "Not powdercoated"


TRUTH ON THE WATER
**THE TRUTH IS
EVERYONE HAS A STORY**

THE TRUTH IS
**THE WAVES OF LIFE
ARE UNPREDICTABLE**




Featuring the
All-New 25 LSV

THE TRUTH IS
**TO RECONNECT, WE
NEED TO DISCONNECT**



Featuring the
All-New M230

THE TRUTH IS
**COMMUNITY IS
EVERYTHING**



Featuring the
All-New 22 MXZ

THE TRUTH IS
**ADVENTURE IS
WORTH THE RISK**



Featuring the
All-New 24 MXZ



FIND YOUR TRUTH
MALIBUBOATS.COM/TRUTH



See the Truth



TRUTH ON THE WATER™



SHOWN: **LSV SERIES**

2025 PRODUCT PREVIEW



ALL-NEW E-Z STASH BOARD LOCKER™



MAXPIVOT SEAT™



THE NEXT GENERATION OF HELM DESIGN

The new Malibu Command Center™ puts total control of your boat and all of its features at your fingertips. Seamlessly combining control of Malibu's Surf Systems, music, lighting, navigation, and camera feeds, the Malibu Command Center™ effortlessly ensures that control of the boat's most important information and systems is always at hand.

INNOVATION THAT MOVES YOU

**YOUR PERFECT
WAVE & WAKE**

Perfect wakes and waves behind the world’s #1 wakeboat brand are at your fingertips — and it all starts with our unbeatable foundation of patented innovations that produce customizable wakes and waves in any conditions with the push of a button



PATENTED SURF PERFECTION

Malibu’s patented, ocean-style wave creates the perfect ride for any rider on either side of the boat without having to move any people around.



SHAPE YOUR WAVE

Customize the wave with Power Wedge III to make it steeper for airs or longer for big bottom turns and endless spins.



CONTROL WHILE YOU SURF

Surf Band unlocks Malibu’s Surf Gate, which instantly creates a perfect wave on either side of the boat without moving any weight.



VOTED 2024 BEST WAKESURF & WAKEBOARD WAVES
5 YEARS IN A ROW, THE 23 LSV IS THE BOAT OF THE YEAR

HAND BUILT BY MALIBU

**MALIBU
MONSOON®**


Malibu Monsoon® engines are made in-house to offer unmatched performance, fuel economy, reliability and sound reduction. Leaning on direct injection automotive technology fused with signature Malibu innovations, the industry-leading Monsoon line is designed to give your boat the power it deserves — exclusive to Malibu Boats.



5.3L DIRECT INJECTED
TORQUE - 400 FT-LBS @ 3800 rpm
POWER - 360 HP @ 5600 rpm



6.2L DIRECT INJECTED
TORQUE - 460 FT-LBS @ 3800 rpm
POWER - 430 HP @ 5600 rpm



6.2L DIRECT INJECTED
TORQUE - 606 FT-LBS @ 3800 rpm
POWER - 607 HP @ 5600 rpm

POWERED BY



WAKESETTER
LSV SERIES

The Luxury Sport V-drive, or LSV, series is the world’s best-selling traditional bow wakeboats.



HULL TYPE :		TORQUE :		MAX BALLAST :	FUEL :
Wake Plus/Diamond		400-460ft-lbs		4,000 lbs.*	58 gal
WEIGHT :	LENGTH :	BEAM :	DRAFT :	CAPACITY :	
5,100 lbs	21' 11"	102"	32"	14 People	

*MAX BALLAST includes four hard tanks, Power Wedge III and approved Plug 'n Play bags (see dealer). MLS6 on M242 includes 6 hard tanks, Power Wedge III, no Plug 'n Play bags needed"

ALL-NEW
23 LSV



HULL TYPE: Wake Plus/Diamond		TORQUE: 400-606ft-lbs	MAX BALLAST: 4,435 lbs.*	FUEL: 65 gal
WEIGHT: 5,700 lbs	LENGTH: 23'	BEAM: 102"	DRAFT: 32"	CAPACITY 16 People



2024 WAKESURF & WAKEBOARD BOAT OF THE YEAR
VOTED BY YOU 5 YEARS IN A ROW!

MALIBU'S FLAGSHIP
M-SERIES

The Unsurpassed Alphas, The Flagship of the iconic Malibu brand, the M-Series.

ALL-NEW
M230



HULL TYPE :	TORQUE :	MAX BALLAST :	FUEL :	
Wake Plus	460-606ft-lbs	4,105 lbs.*	74 gal	
WEIGHT :	LENGTH :	BEAM :	DRAFT :	CAPACITY :
6,750 lbs	23'	102"	32"	16 People

M242



HULL TYPE :	TORQUE :	MAX BALLAST :	FUEL :	
Wake Plus	606ft-lbs	4,719 lbs.*	94 gal	
WEIGHT :	LENGTH :	BEAM :	DRAFT :	CAPACITY :
7,500 lbs	24'2"	102"	32"	17 People

WAKESETTER
LX SERIES

All the performance and just the amenities you need.

21 LX



HULL TYPE : Wake Plus/Diamond		TORQUE : 400-460ft-lbs	MAX BALLAST : 3,485 lbs.*	FUEL : 50 gal
WEIGHT : 4,580 lbs	LENGTH : 21'	BEAM : 98"	DRAFT : 27"	CAPACITY : 12 People

VERSATILITY
CROSSOVER

Water ski, wakesurf and wakeboard all day.

20 VTX



HULL TYPE : Cut Diamond		TORQUE : 400-460ft-lbs	MAX BALLAST : 3,585 lbs.*	FUEL : 39 gal
WEIGHT : 3,950 lbs	LENGTH : 20'	BEAM : 98"	DRAFT : 27"	CAPACITY : 11 People

25 LSV



HULL TYPE :	TORQUE :	MAX BALLAST :	FUEL :	
Wake Plus	460-606ft-lbs	4,685 lbs*	96 gal	
WEIGHT :	LENGTH :	BEAM :	DRAFT :	CAPACITY :
6,450 lbs	25'	102"	32"	18 People

26 LSV



HULL TYPE:	TORQUE:	MAX BALLAST:	FUEL:	
Wake Plus	606ft-lbs	6,100 lbs.*	115 gal	
WEIGHT:	LENGTH:	BEAM:	DRAFT:	CAPACITY
7,000 lbs	26'5"	102"	32"	18 People

WAKESETTER
MXZ SERIES

MXZ stands for maximized. This is the luxury pickle-fork bow lineup.

ALL-NEW
22 MXZ



HULL TYPE :	TORQUE :	MAX BALLAST :	FUEL :	
Wake Plus	400-460ft-lbs	4,170 lbs.*	58 gal	
WEIGHT :	LENGTH :	BEAM :	DRAFT :	CAPACITY :
5,600 lbs	21' 11"	102"	32"	15 People

23 MXZ



HULL TYPE :	TORQUE :	MAX BALLAST :	FUEL :	
Wake Plus	400-606ft-lbs	4,600 lbs.*	65 gal	
WEIGHT :	LENGTH :	BEAM :	DRAFT :	CAPACITY :
5,900 lbs	23'	102"	32"	16 People

ALL-NEW
24 MXZ



HULL TYPE :	TORQUE :	MAX BALLAST :	FUEL :	
Wake Plus	460-606ft-lbs	4,635 lbs.*	82 gal	
WEIGHT :	LENGTH :	BEAM :	DRAFT :	CAPACITY :
6,000 lbs	24' 5"	102"	32"	17 People

OPEN & CLOSED BOW
SKI SERIES

13-Time Water Ski World Record Holder.

RESPONSE OB



HULL TYPE :	CAPACITY :	TORQUE :	FUEL :
T-Cut Diamond	7 People	400-460ft-lbs	40 gal
WEIGHT :	LENGTH :	BEAM :	DRAFT :
3,100 lbs	20' 6"	95"	22"